

PARTS MANUAL

00. MAINTENANCE FILTERS KIT



FIGURE	REFERENCE	DENOMINATION	AMOUNT
001	KF.71200RE00	D 85-100-120-150 AHA-AHG FILTERS KIT	1
001.1	MN000027	OIL FILTER, CARTRIDGE	1
001.2	DN000002	FUEL FILTER CARTRIDGE (400h)	1
001.3	MN000034	AIR FILTER ELEMENT	1
001.4	70.10048.00	OIL FILTER CARTRIDGE (1000h+50h)	1
001.5	MN000017	PRE-FILTER, FUEL (200h+50h)	1
002	09.00630.61	OIL FILTER ASP. 25 L/MIN	1
002	KM.70200RE00	MAINTENANCE SET 1000H D85-100-150AHA/G	1

02. ENGINE MOTOR

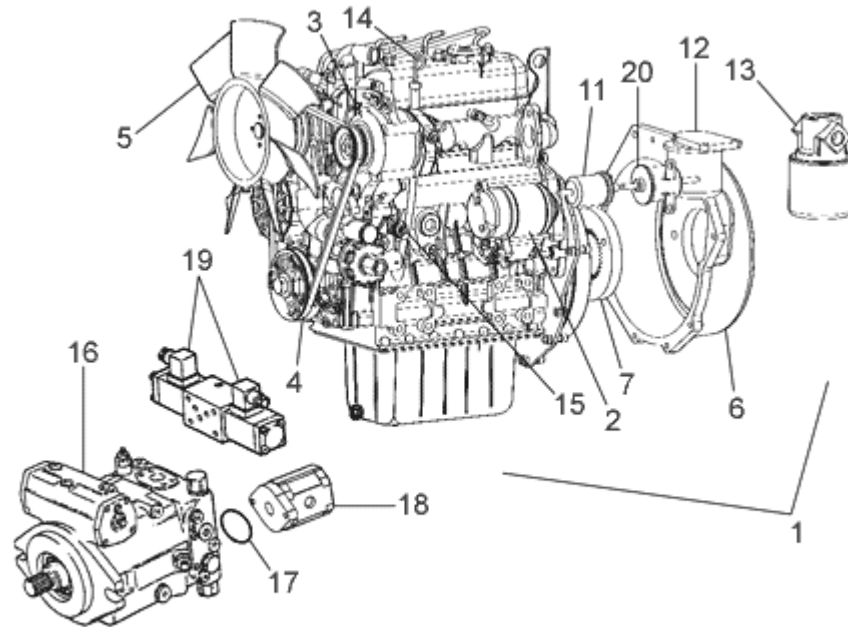


FIGURE	REFERENCE	DENOMINATION	AMOUNT
001	70.02200.00	DIESEL ENGINE KUBOTA D1105	1
002	KU1661163013	STARTER ASSY	1
003	KU1624164011	NUT DIN982 M18	1
004	KU1624197011	BELT	1
005	KU1623974112	FAN	1
006	12.02093.00	COUPLING D102XD276X100	1
007	70.02091.00	COUPLING DEN/DEN	1
011	MN000017	PRE-FILTER, FUEL (200h+50h)	1
012	DN000002	FUEL FILTER CARTRIDGE (400h)	1
014	KU1661136413	GAUGE, OIL	1
015	KU1584139010	SWITCH, OIL	1
016	70.03605.00	HYDROSTATIC PUMP 45CC 320B HYDROMATIC	1
017	201.08218.50	O-RING DIN3770 82,27x85,83x1,78	1
018	70.10010.00	HYDR. PUMP	1
019	RX.30005.00	SPOOL	2
020	KU1G63952031	ELECTRIC PUMP	1
021	KU1K53365661	KUBOTA ENGINE GLOW PLUG	1

02. ENGINE

MOTOR

CHASSIS: 61317

00. MOTOR KUBOTA D1105 17.5kW KUBOTA ENGINE D1105 17.5kW

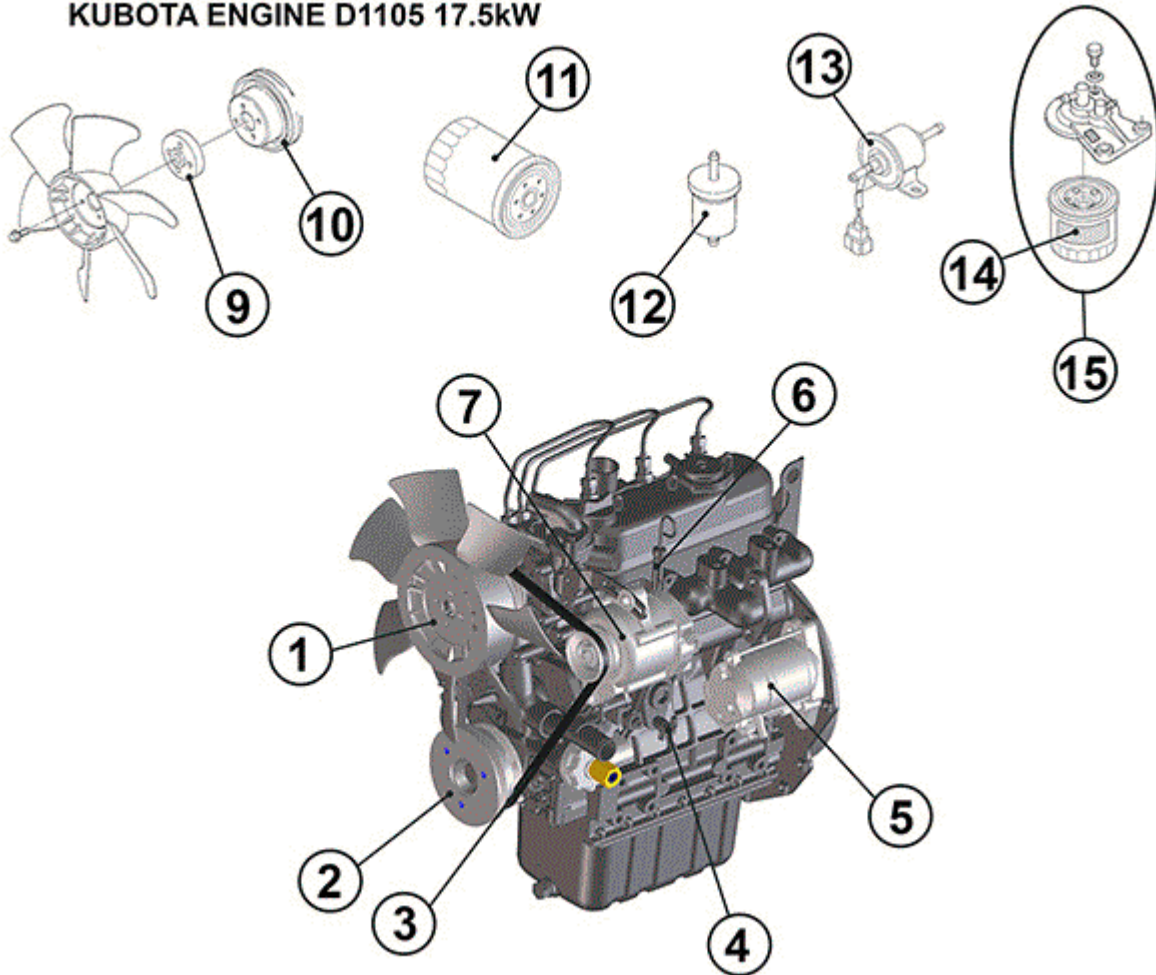


FIGURE	REFERENCE	DENOMINATION	AMOUNT
000	70.02200.00	DIESEL ENGINE KUBOTA D1105	1
001	KU1623974112	FAN	1
002	KU1626574280	PULLEY, FAN DRIVE	1
003	KU1624197011	BELT	1
004	KU1584139010	SWITCH, OIL	1
005	KU1661163013	STARTER ASSY	1
006	KU1661136413	GAUGE, OIL	1
007	KU1624164011	NUT DIN982 M18	1
009	KU1587674152	COLLAR, FAN	1
010	KU1621774250	PULLEY, FAN	1
011	70.10048.00	OIL FILTER CARTRIDGE (1000h+50h)	1
012	KU.10034.00	FILTER FUEL	1
013	KU1G63952031	ELECTRIC PUMP	1



014	DN000002	FUEL FILTER CARTRIDGE (400h)	1
015	KU1522443010	DIESEL FILTER + SUPPORT	1

02. ENGINE

MOTOR

CHASSIS: 80578

00. MOTOR KUBOTA D1105 17.5kW KUBOTA ENGINE D1105 17.5kW

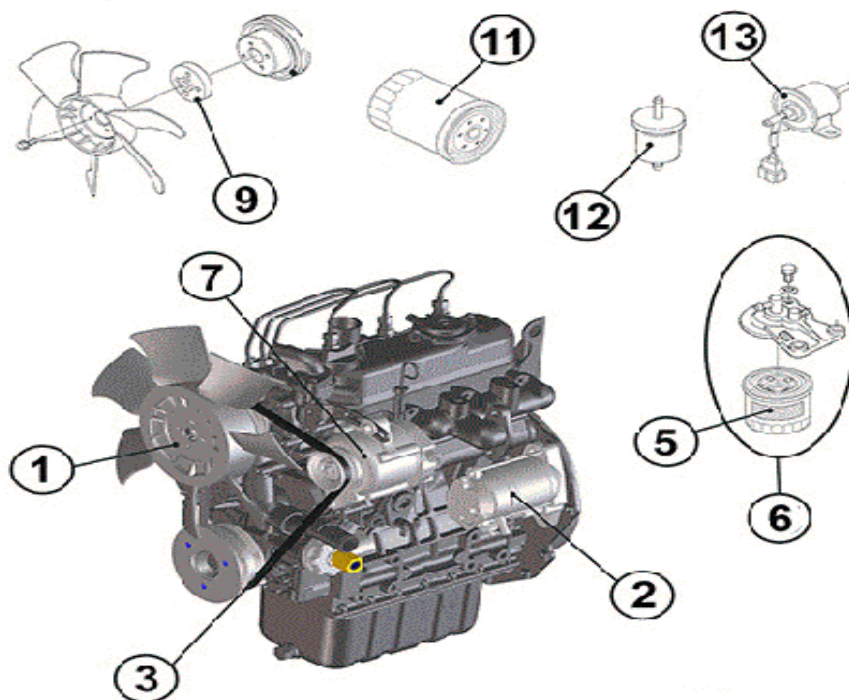


FIGURE	REFERENCE	DENOMINATION	AMOUNT
000	70.02200.01	DIESEL ENGINE 17.5KW KUBOTA	1
001	KU1623974112	FAN	1
002	KU1661163013	STARTER ASSY	1
003	KU1624197013	BELT	1
005	DN000002	FUEL FILTER CARTRIDGE (400h)	1
006	KU1522443010	DIESEL FILTER + SUPPORT	1
007	KU1624164015	ALTERNATOR	1
009	KU1587674152	COLLAR, FAN	1
011	MN000027	OIL FILTER, CARTRIDGE	1
012	KU.10034.00	FILTER FUEL	1
013	KU1G63952031	ELECTRIC PUMP	1

02. ENGINE PUMP COUPLING

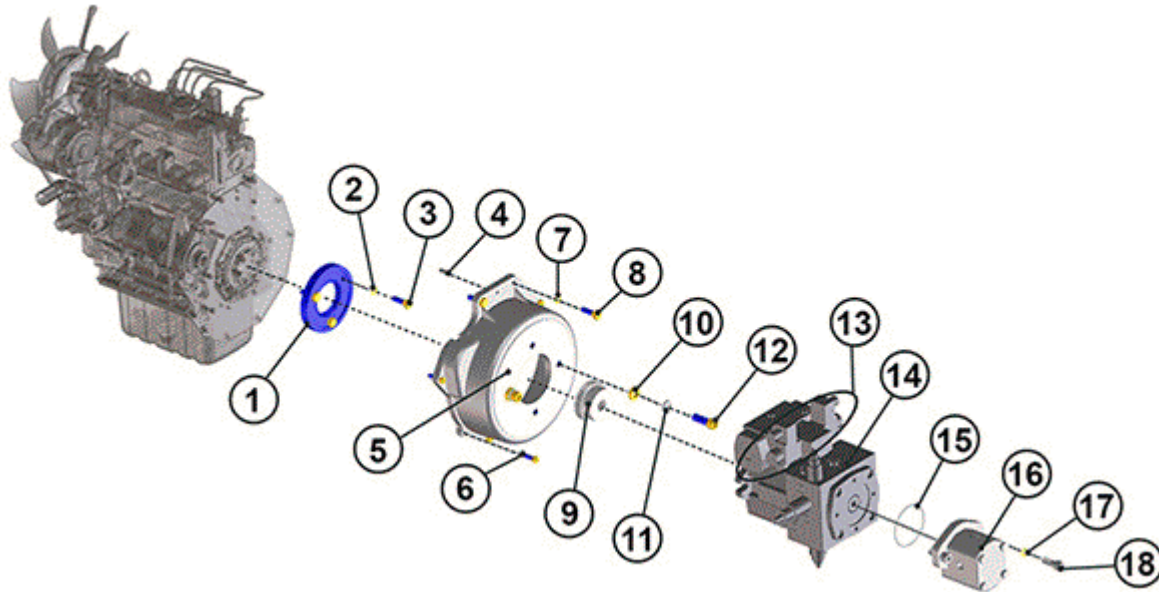


FIGURE	REFERENCE	DENOMINATION	AMOUNT
001	70.02090.00	COUPLING CIL/DEN D135	1
002	105.10000.66	WASHER DIN7980 D10	3
003	604.10035.86	SCREW DIN931	3
004	402.08020.00	PIN DIN1481 8x20	1
005	12.02093.00	COUPLING D102XD276X100	1
006	601.08030.86	SCREW DIN912 M8x30	6
007	105.10000.66	WASHER DIN7980 D10	2
008	617.10035.86	SCREW DIN960 M10x1.25x35	2
009	70.02091.00	COUPLING DEN/DEN	1
010	15.30110.00	WASHER 14X7X26	2
011	105.14000.66	D14 WASHER DIN7980	2
012	601.14040.86	HEXAGON SOCKET HEAD SCREW DIN912 M14x40	2
013	RX.30005.00	SPOOL	1
014	70.03605.00	HYDROSTATIC PUMP 45CC 320B HYDROMATIC	1
015	201.08218.50	O-RING DIN3770 82,27x85,83x1,78	1
016	70.10010.00	HYDR. PUMP	1
017	105.10000.66	WASHER DIN7980 D10	2
018	601.12030.86	SCREW DIN912	2

02. ENGINE EXHAUST PIPE

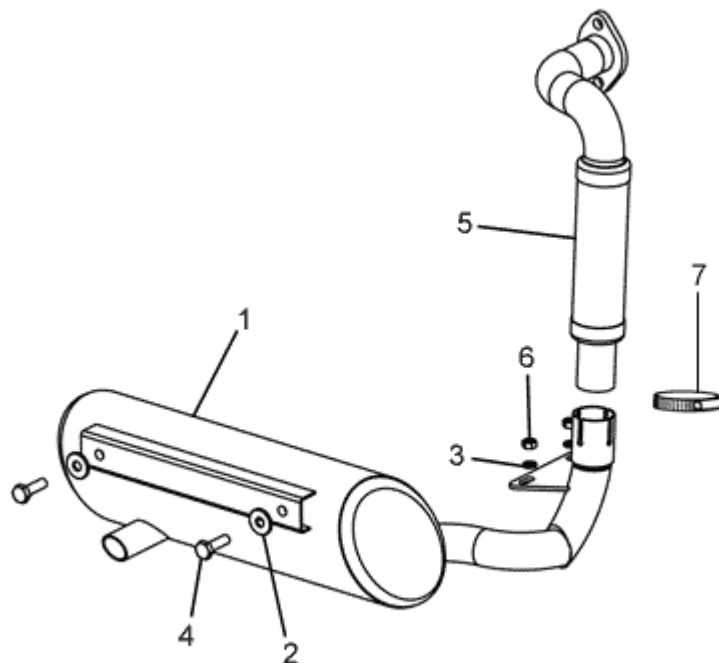


FIGURE	REFERENCE	DENOMINATION	AMOUNT
001	70.02072.00	MUFFLER	1
002	112.10000.66	WASHER DIN9021 D10	2
003	104.08000.00	WASHER DIN7980 D8	2
004	603.10035.86	SCREW DIN933 M10x35	2
005	70.02074.00	KUBOTA ENGINE EXHAUST PIPE	1
006	701.08000.66	NUT DIN934 M8X1,25	2
007	935.44047.66	CLAMP MIKALOR SUPER 44-47	1

02. ENGINE
EXHAUST PIPE
CHASSIS: 54768

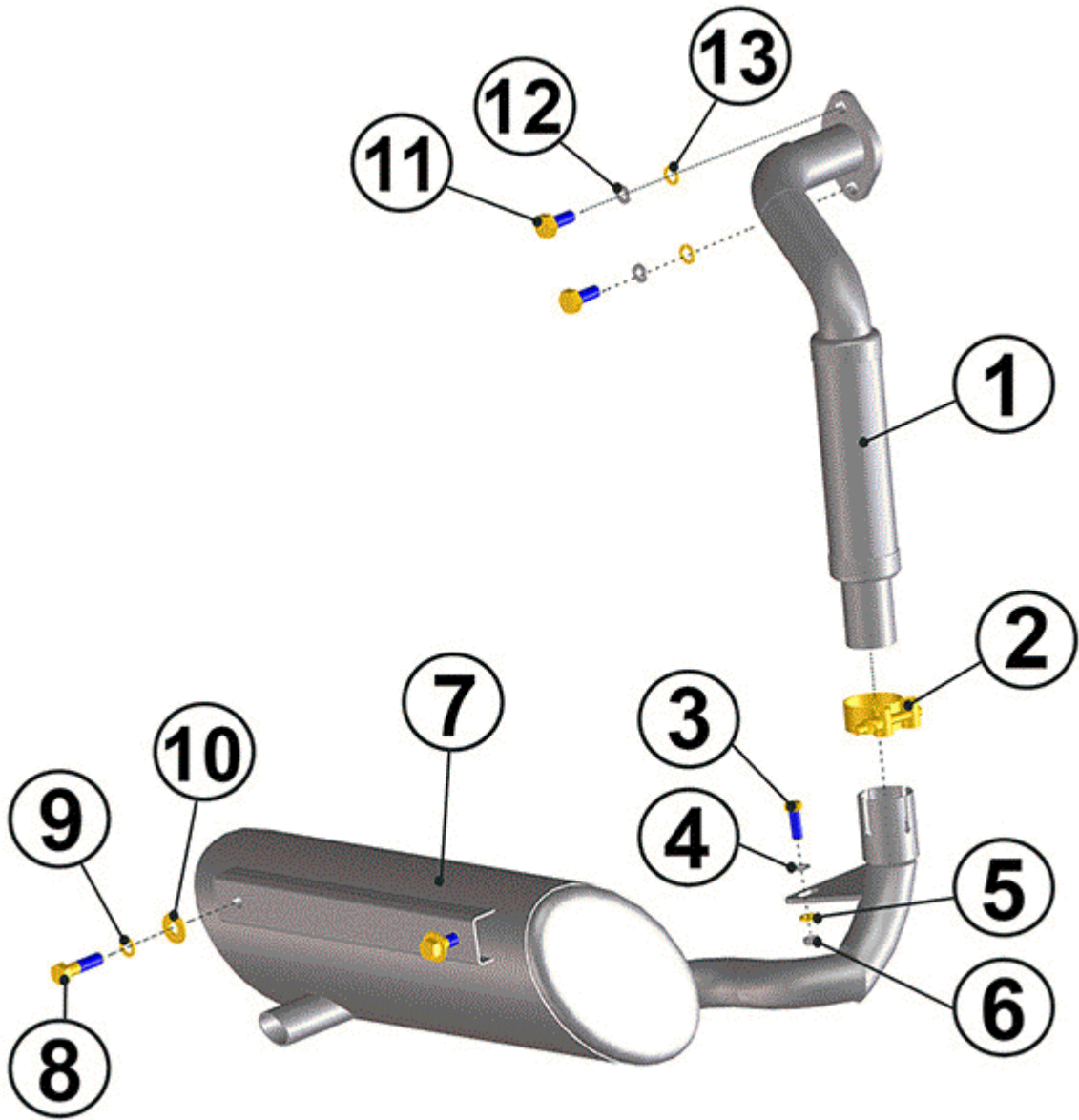


FIGURE	REFERENCE	DENOMINATION	AMOUNT
001	70.02074.00	KUBOTA ENGINE EXHAUST PIPE	1
002	935.44047.66	CLAMP MIKALOR SUPER 44-47	1
003	603.08025.86	SCREW DIN933 M8x25	2
004	101.08000.66	WASHER DIN125 D8	2
005	105.08000.66	CIR-CLIP EXT. DIN7980 D8	2
006	701.08000.66	NUT DIN934 M8X1,25	2
007	70.02072.00	MUFFLER	1
008	604.10040.86	SCREW DIN931	2
009	105.10000.66	WASHER DIN7980 D10	2
010	112.10000.66	WASHER DIN9021 D10	2
011	603.10025.86	SCREW DIN933 M10x25	2

012	101.10000.66	WASHER DIN125 D10	2
013	105.10000.66	WASHER DIN7980 D10	2

02. ENGINE

AIR FILTER

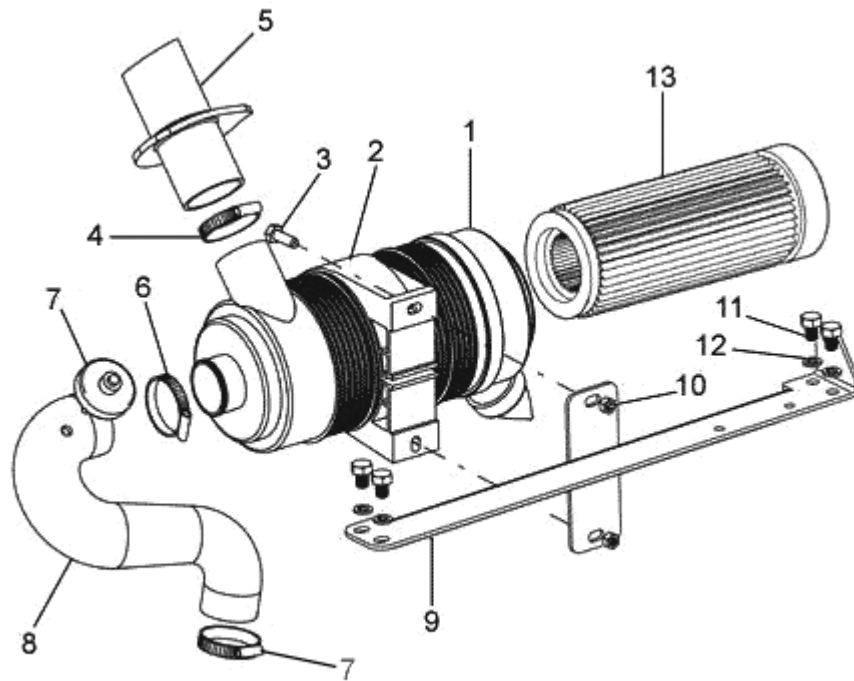


FIGURE	REFERENCE	DENOMINATION	AMOUNT
001	45.01200.10	AIR FILTER D	1
002	45.01201.11	CLAMP Ø146x50.5 AIR FILTER	1
003	630.08030.96	BOLT ISO7380 M8x30	2
004	912.40060.66	CLAMP D40-60	1
005	70.02067.00	ADMISSION TUBE	1
006	912.60000.66	HOSE CLAMP Ø60-64	2
007	43.50119.00	AIR FILTER INDICATOR	1
008	70.02146.00	ADMISSION TUBE 50x60x271x307.5	1
009	70.02045.00	ANG. SUPPORT	1
010	701.08000.66	NUT DIN934 M8X1,25	2
011	603.10015.86	SCREW DIN933	4
012	104.10000.00	WASHER DIN7980 D10	4
013	45.01204.00	FILTER ELEMENT 60x105x300 (500H)	1

02. ENGINE

AIR FILTER

CHASSIS: 45844

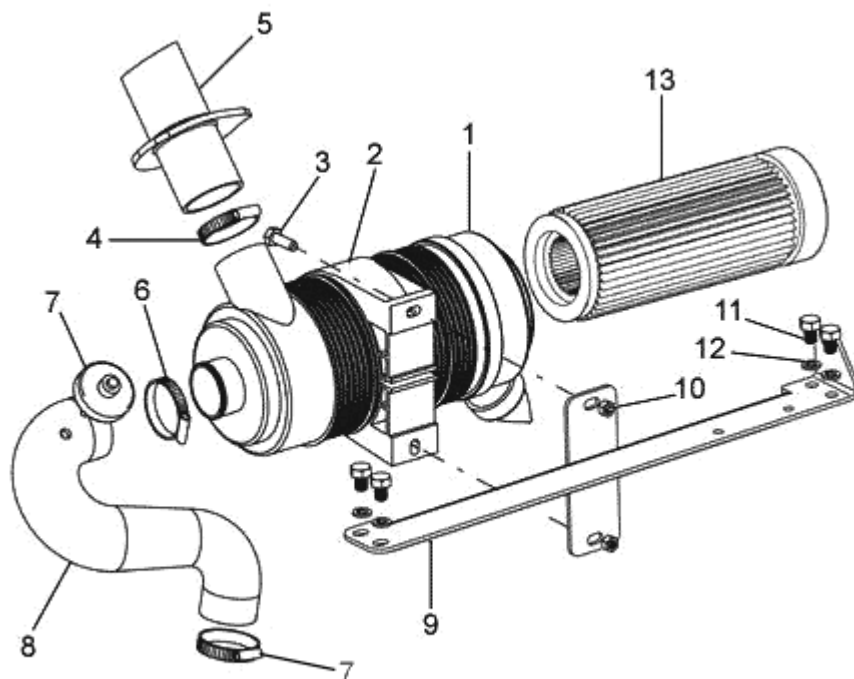


FIGURE	REFERENCE	DENOMINATION	AMOUNT
001	45.01200.10	AIR FILTER D	1
002	45.01201.11	CLAMP Ø146x50.5 AIR FILTER	1
003	630.08030.96	BOLT ISO7380 M8x30	2
004	912.40060.66	CLAMP D40-60	1
005	70.02067.00	ADMISSION TUBE	1
006	912.60000.66	HOSE CLAMP Ø60-64	2
007	43.50119.00	AIR FILTER INDICATOR	1
008	70.02146.00	ADMISSION TUBE 50x60x271x307.5	1
009	70.02045.02	AIR FILTER SUPPORT 600X160X4	1
010	701.08000.66	NUT DIN934 M8X1,25	2
011	603.10015.86	SCREW DIN933	4
012	104.10000.00	WASHER DIN7980 D10	4
013	45.01204.00	FILTER ELEMENT 60x105x300 (500H)	1

02. ENGINE

AIR FILTER

CHASSIS: 69253

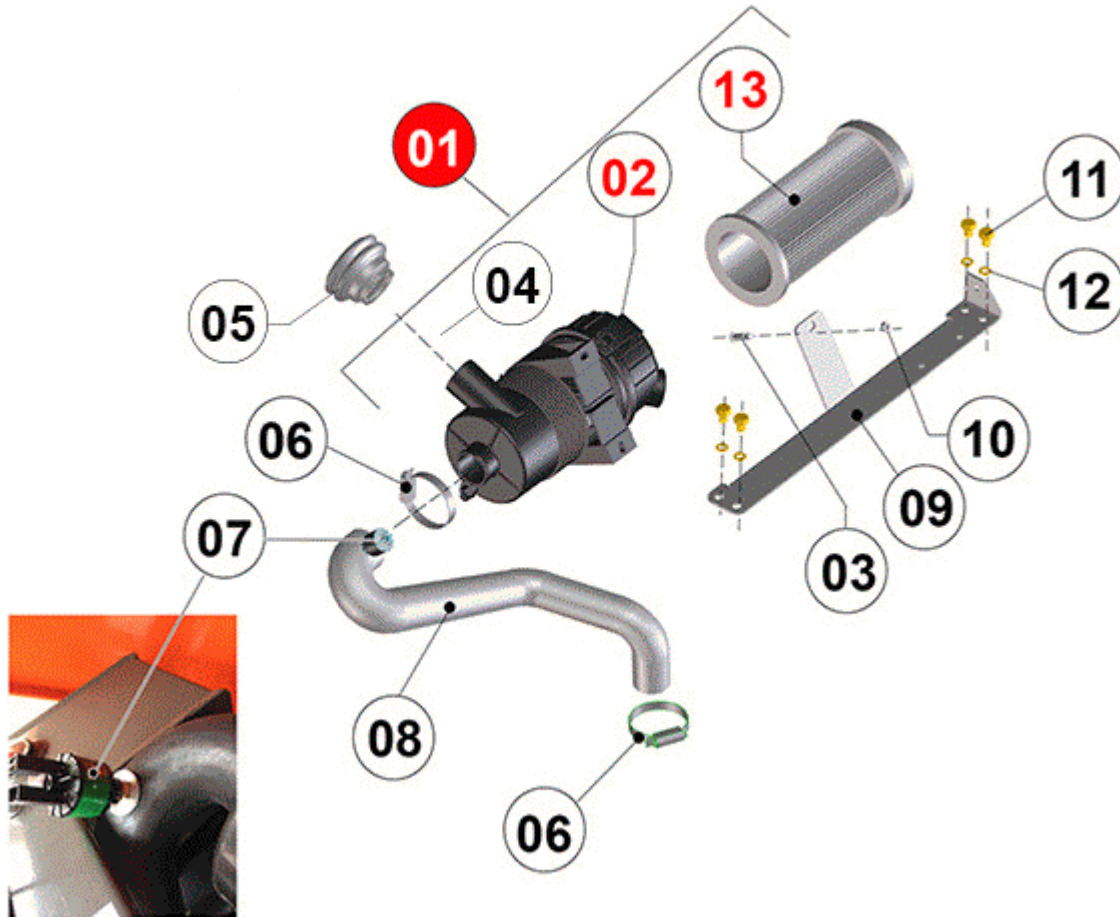


FIGURE	REFERENCE	DENOMINATION	AMOUNT
001	45.01200.12	AIR FILTER VIRGIS	1
002	45.01201.12	CLAMP	1
003	630.08030.96	BOLT ISO7380 M8x30	2
004	912.40060.66	CLAMP D40-60	1
005	70.02067.00	ADMISSION TUBE	1
006	912.60000.66	HOSE CLAMP Ø60-64	2
007	43.50119.00	AIR FILTER INDICATOR	1
008	70.02046.00	ADMISSION TUBE 50x60x160x239	1
009	70.02045.00	ANG. SUPPORT	1
010	701.08000.66	NUT DIN934 M8X1,25	2
011	603.10015.86	SCREW DIN933	4
012	104.10000.00	WASHER DIN7980 D10	4
013	45.01204.00	FILTER ELEMENT 60x105x300 (500H)	1

02. ENGINE

AIR FILTER

CHASSIS: 72912




FIGURE	REFERENCE	DENOMINATION	AMOUNT
001	45.01200.12	AIR FILTER VIRGIS	1
002	45.01201.12	CLAMP	1
003	630.08030.96	BOLT ISO7380 M8x30	2
004	912.40060.66	CLAMP D40-60	1
005	70.08097.00	AIR ADMISSION SUPPORT 120X120	1
006	912.60000.66	HOSE CLAMP Ø60-64	2
007	43.50119.00	AIR FILTER INDICATOR	1
008	70.02046.00	ADMISSION TUBE 50x60x160x239	1
009	70.02045.00	ANG. SUPPORT	1
010	701.08000.66	NUT DIN934 M8X1,25	2
011	603.10015.86	SCREW DIN933	4
012	104.10000.00	WASHER DIN7980 D10	4
013	45.01204.00	FILTER ELEMENT 60x105x300 (500H)	1

COMMENTS

MOD.4383

02. ENGINE ACCELERATOR PEDAL

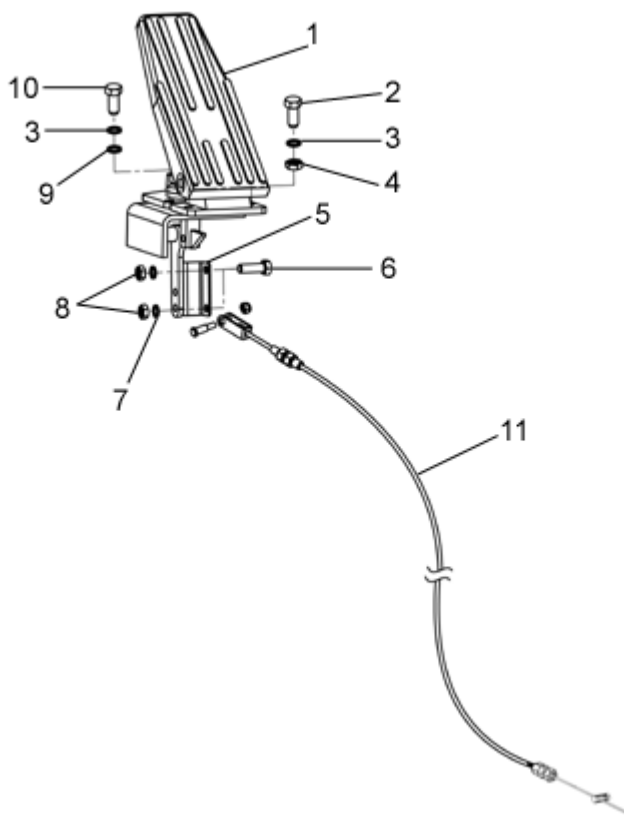


FIGURE	REFERENCE	DENOMINATION	AMOUNT
001	43.70127.00	ACCEL. PEDAL	1
002	603.05015.86	SCREW DIN933	2
003	104.05000.00	WASHER DIN7980 D5	4
004	701.05000.66	NUT DIN934 M5x0.8	2
005	70.02053.00	SOP. PAS. FOR	1
006	603.06020.86	SCREW DIN933 M6x20	2
007	104.06000.00	WASHER DIN7980 D6	2
008	711.06000.66	NUT DIN982 M6	2
009	101.05000.66	WASHER DIN125 D5	2
010	603.05020.86	SCREW DIN933 M5x20	2
011	10.06204.00	ACCEL. CABLE	1

02. ENGINE RADIATOR

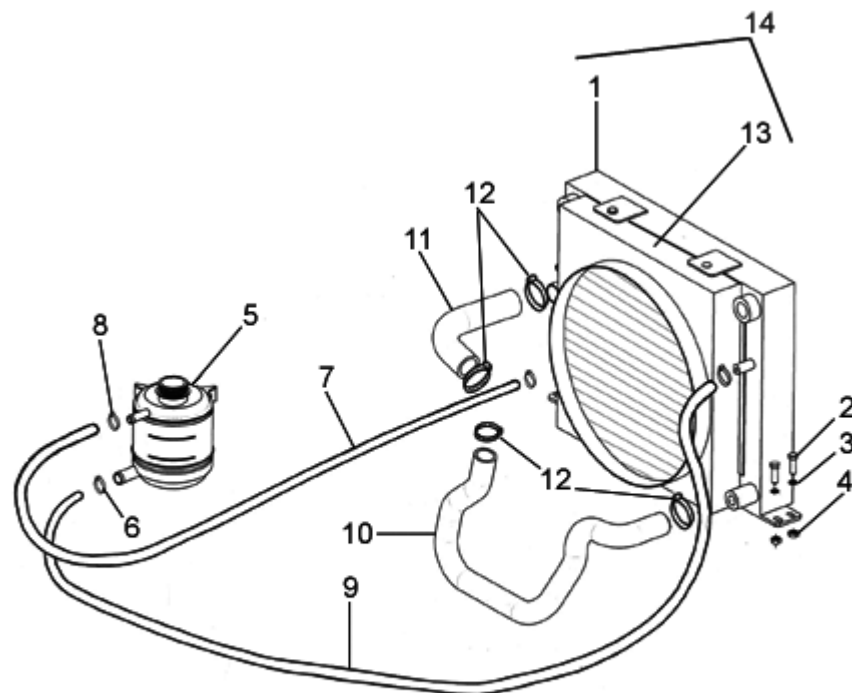


FIGURE	REFERENCE	DENOMINATION	AMOUNT
001	70.02050.00	OIL-WATER RADIATOR 63X381X445	1
002	603.08025.86	SCREW DIN933 M8x25	4
003	104.08000.00	WASHER DIN7980 D8	4
004	701.08000.66	NUT DIN934 M8X1,25	4
005	46.00171.00	EXPANSION TANK WITH CAP	1
006	912.20032.00	CLAMP	2
007	469.25015.00	TUBE MAT. B/P 10x15	1
008	912.08016.66	CLAMP DIN3017	2
009	464.03024.00	TUBE	1
010	70.02056.00	RUBBER HOSE B/P	1
011	70.02057.00	RUBBER HOSE B/P	1
012	935.44047.66	CLAMP MIKALOR SUPER 44-47	1
013	70.02052.00	RADIATOR PROTECTOR 85X370X400	1
014	70.02051.00	RADIATOR	1

02. ENGINE

RADIATOR

CHASSIS: 42157

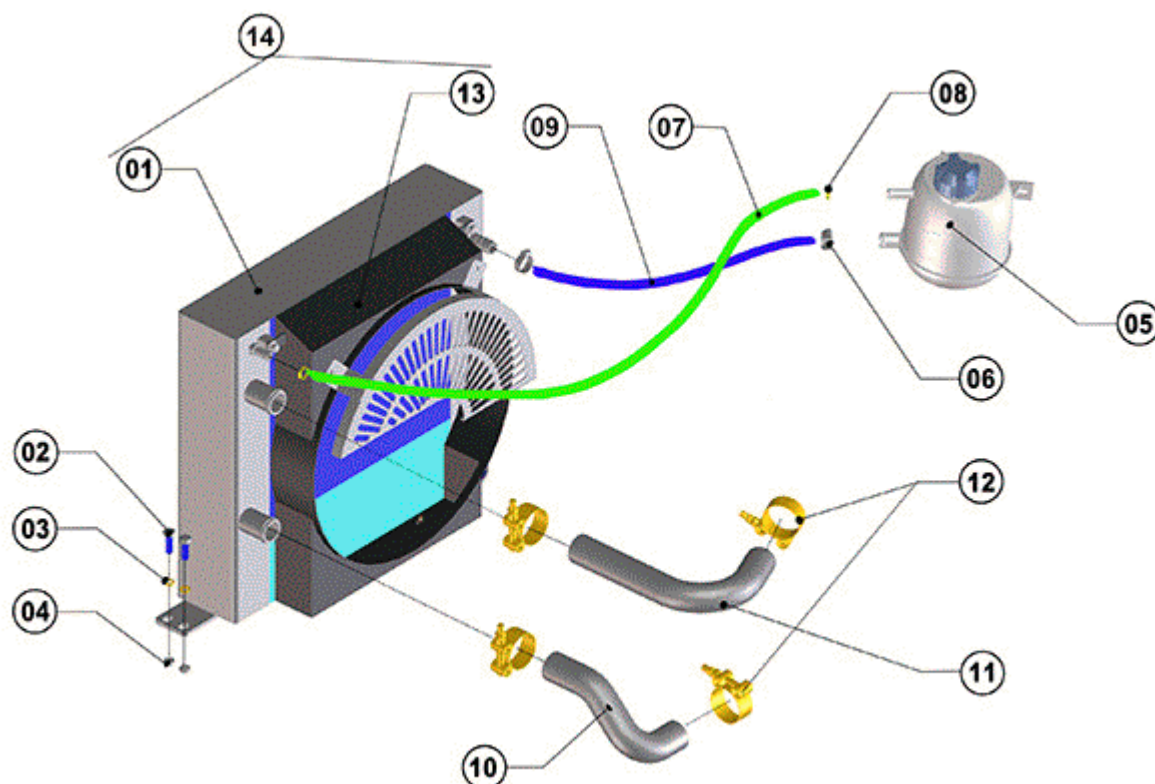


FIGURE	REFERENCE	DENOMINATION	AMOUNT
001	70.02152.00	RADIATOR PROTECTOR	1
002	603.08025.86	SCREW DIN933 M8x25	4
003	104.08000.00	WASHER DIN7980 D8	4
004	701.08000.66	NUT DIN934 M8X1,25	4
005	46.00171.00	EXPANSION TANK WITH CAP	1
006	912.20032.00	CLAMP	2
007	469.25015.00	TUBE MAT. B/P 10x15	1
008	912.08016.66	CLAMP DIN3017	2
009	464.03024.00	TUBE	1
010	70.02156.00	RUBBER HOSE B/P	1
011	70.02157.00	RUBBER HOSE B/P	1
012	935.44047.66	CLAMP MIKALOR SUPER 44-47	4
013	70.02151.00	RADIATOR PROTECTOR	1
014	70.02150.00	OIL-WATER RADIATOR 260X381X525	1

02. ENGINE FUEL TANK

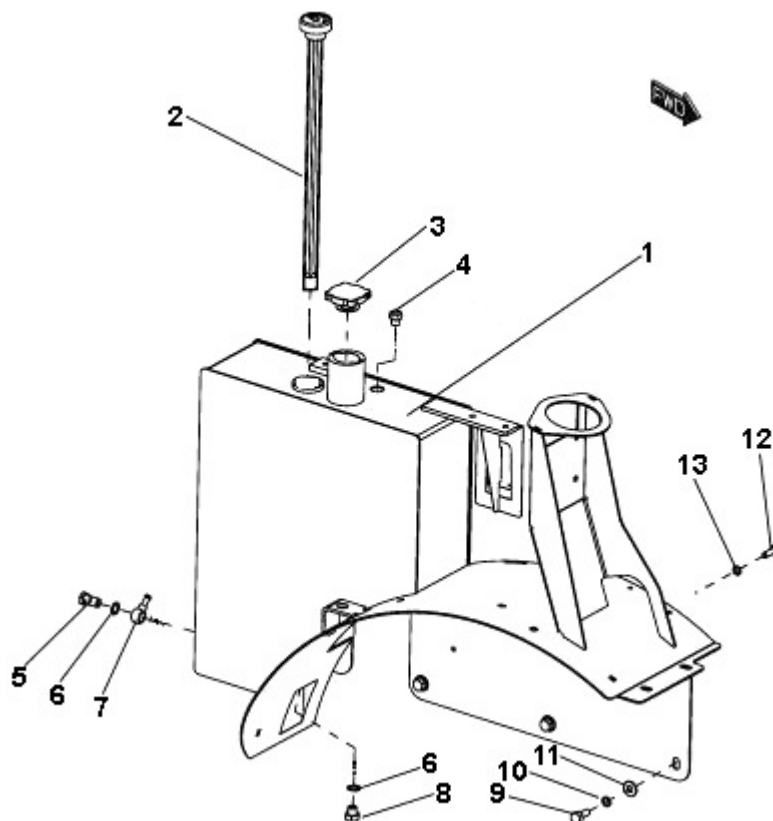


FIGURE	REFERENCE	DENOMINATION	AMOUNT
001	70.02040.02	FUEL TANK 23L.	1
002	65.02412.00	LEVEL, NEEDLE FUEL	1
003	15.01524.00	TANK CAP	1
004	20.02042.01	VALVE	1
005	52.00110.00	NIPPLE SCREW SIM.	1
006	107.14000.10	WASHER AL 14x20x1.5	2
007	45.04106.00	NIPPLE O/TB	1
008	00.02803.00	SCREW DIN910*	1
009	603.10025.86	SCREW DIN933 M10x25	4
010	105.10000.66	WASHER DIN7980 D10	4
011	112.10000.66	WASHER DIN9021 D10	4
012	603.08025.86	SCREW DIN933 M8x25	2
013	101.08000.66	WASHER DIN125 D8	2

02. ENGINE

FUEL TANK

CHASSIS: 72629

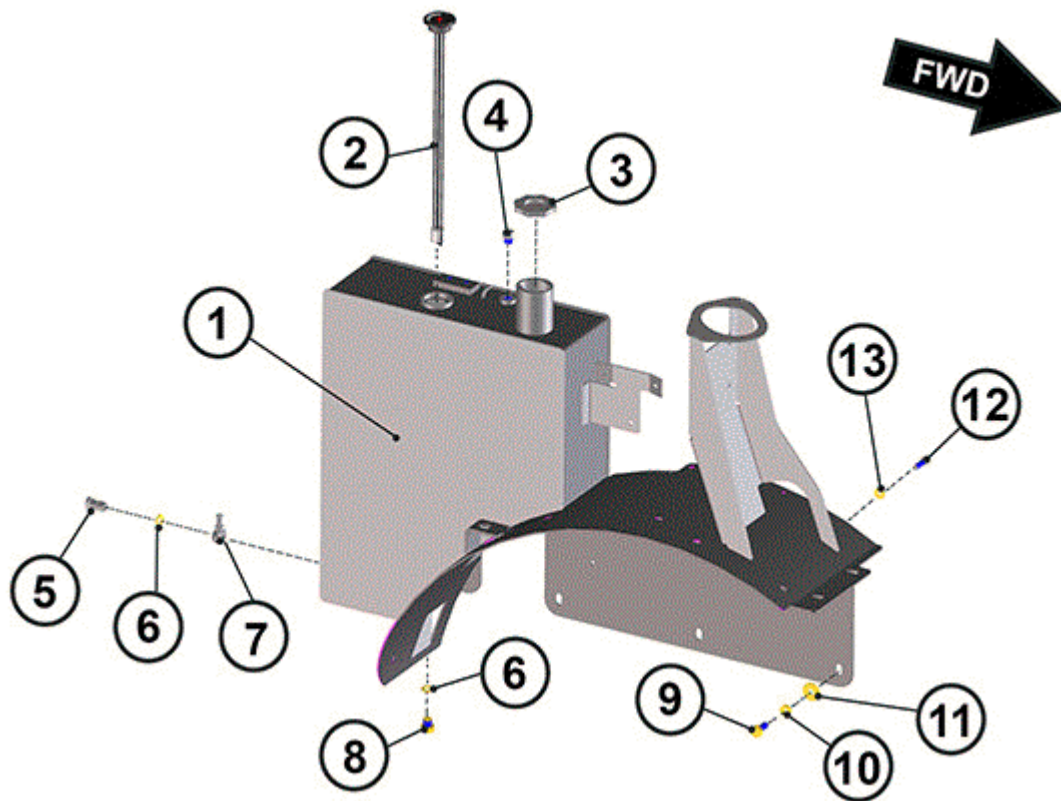


FIGURE	REFERENCE	DENOMINATION	AMOUNT
001	70.02040.05	FUEL TANK 23L	1
002	65.02412.00	LEVEL, NEEDLE FUEL	1
003	15.01524.00	TANK CAP	1
004	20.02042.01	VALVE	1
005	52.00110.00	NIPPLE SCREW SIM.	1
006	107.14000.10	WASHER AL 14x20x1.5	2
007	45.04106.00	NIPPLE O/TB	1
008	00.02803.00	SCREW DIN910*	1
009	603.10025.86	SCREW DIN933 M10x25	4
010	105.10000.66	WASHER DIN7980 D10	4
011	112.10000.66	WASHER DIN9021 D10	4
012	603.08025.86	SCREW DIN933 M8x25	2
013	101.08000.66	WASHER DIN125 D8	2

02. ENGINE SUPPORTS

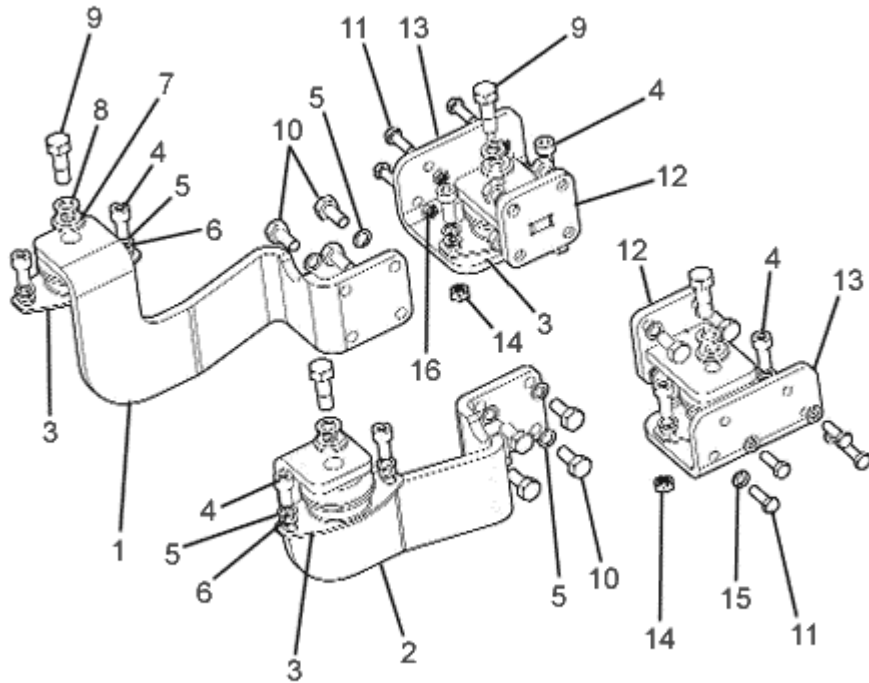


FIGURE	REFERENCE	DENOMINATION	AMOUNT
001	70.02222.00	ENGINE SUPPORT 290X149X113	1
002	70.02221.00	ENGINE SUPPORT 290X149X113	1
003	70.02160.00	SHOCK ABSORBER, 120x63x35.5 SH60	4
004	601.10020.86	SCREW DIN912 M10x20	8
005	104.10000.00	WASHER DIN7980 D10	8
006	101.10000.66	WASHER DIN125 D10	8
007	01.00227.00	WASHER DIN6916*	4
008	104.12000.00	WASHER DIN7980 D12	4
009	604.12035.86	SCREW DIN931 M12x35	4
010	617.10025.86	SCREW DIN960 M10X25X1.25	16
011	603.08025.86	SCREW DIN933 M8x25	8
012	70.02226.00	ENGINE SUPPORT 72X72X95	2
013	70.02223.00	SUPPORT 68X99.5X125	2
014	701.10000.66	NUT DIN934 M10x1.5	4
015	104.08000.00	WASHER DIN7980 D8	8
016	701.08000.66	NUT DIN934 M8X1,25	8

02. ENGINE SUPPORTS CHASSIS: 49322

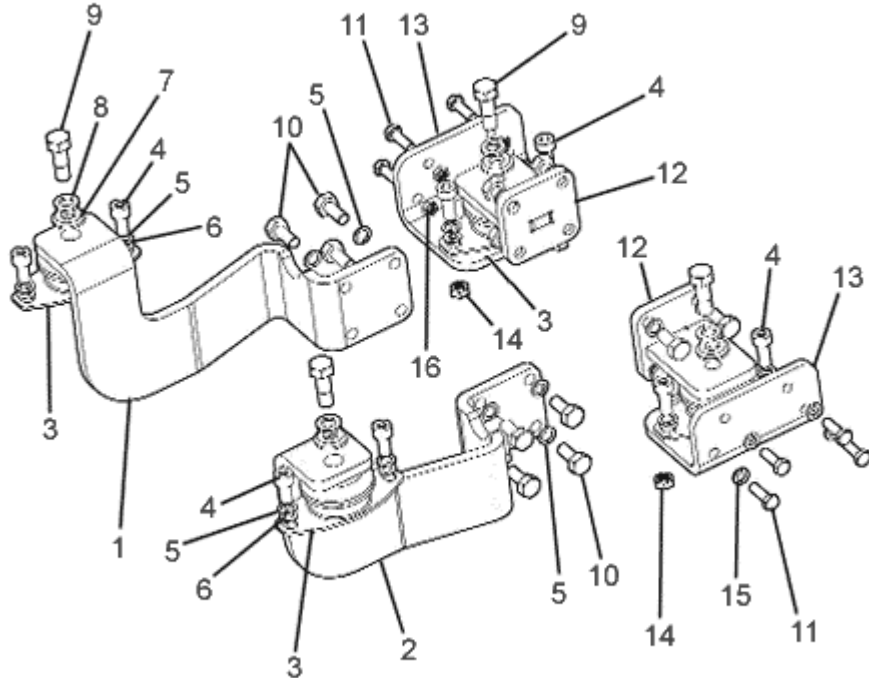


FIGURE	REFERENCE	DENOMINATION	AMOUNT
001	70.02222.00	ENGINE SUPPORT 290X149X113	1
002	70.02221.00	ENGINE SUPPORT 290X149X113	1
003	70.02160.00	SHOCK ABSORBER, 120x63x35.5 SH60	4
004	601.10020.86	SCREW DIN912 M10x20	8
005	104.10000.00	WASHER DIN7980 D10	8
006	101.10000.66	WASHER DIN125 D10	8
007	01.00227.00	WASHER DIN6916*	4
008	104.12000.00	WASHER DIN7980 D12	4
009	604.12035.86	SCREW DIN931 M12x35	4
010	617.10025.86	SCREW DIN960 M10X25X1.25	16
011	603.08025.86	SCREW DIN933 M8x25	8
012	70.02226.01	ENGINE SUPPORT 72X72X95	2
013	70.02223.00	SUPPORT 68X99.5X125	2
014	701.10000.66	NUT DIN934 M10x1.5	4
015	104.08000.00	WASHER DIN7980 D8	8
016	701.08000.66	NUT DIN934 M8X1,25	8

02. ENGINE SUPPORTS

CHASSIS: 49610

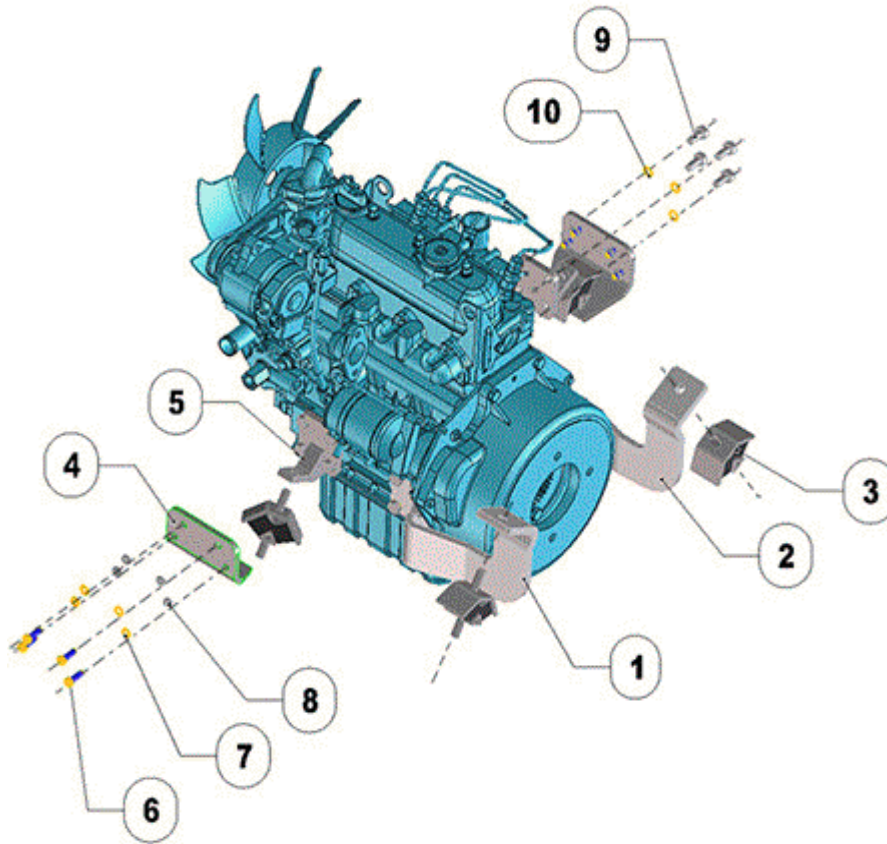


FIGURE	REFERENCE	DENOMINATION	AMOUNT
001	70.02222.01	ENGINE SUPPORT 290X149X113	1
002	70.02221.01	ENGINE SUPPORT 290X149X113	1
003	70.02160.00	SHOCK ABSORBER, 120x63x35.5 SH60	4
004	70.02226.01	ENGINE SUPPORT 72X72X95	2
005	603.08025.86	SCREW DIN933 M8x25	8
006	104.08000.00	WASHER DIN7980 D8	8
007	617.10025.86	SCREW DIN960 M10X25X1.25	8
008	104.10000.00	WASHER DIN7980 D10	8
009	701.08000.66	NUT DIN934 M8X1,25	8

02. ENGINE SUPPORTS

CHASSIS: 59716

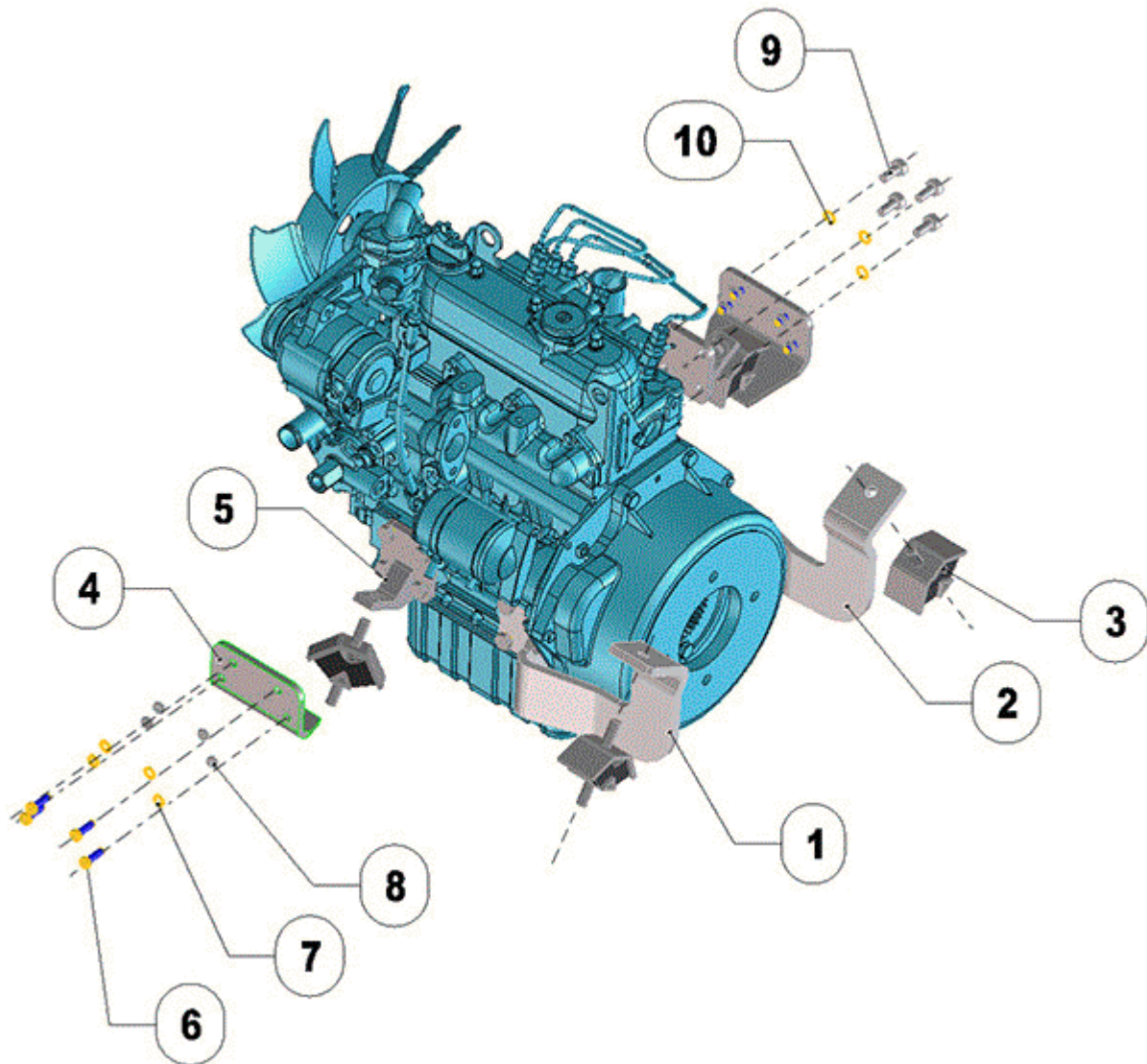


FIGURE	REFERENCE	DENOMINATION	AMOUNT
001	70.02222.01	ENGINE SUPPORT 290X149X113	1
002	70.02221.01	ENGINE SUPPORT 290X149X113	1
003	70.02029.00	SHOCK DAMPER 50x88x42	4
004	70.02223.01	ENGINE SUPPORT 125X8X72	2
005	70.02226.02	ENGINE SUPPORT 72X86	2
006	603.08025.86	SCREW DIN933 M8x25	8
007	105.08000.66	CIR-CLIP EXT. DIN7980 D8	8
008	701.08000.66	NUT DIN934 M8X1,25	8
009	617.10025.86	SCREW DIN960 M10X25X1.25	16
010	105.10000.66	WASHER DIN7980 D10	16

03. TRANSMISSION GEARBOX

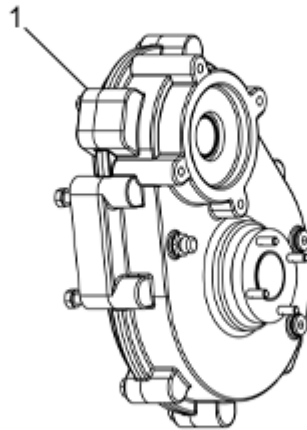


FIGURE	REFERENCE	DENOMINATION	AMOUNT
001	70.03302.02	HIDROSTATIC REDUCTOR BOX D 150 AHG	1

03. TRANSMISSION GEARBOX (INTERNAL)

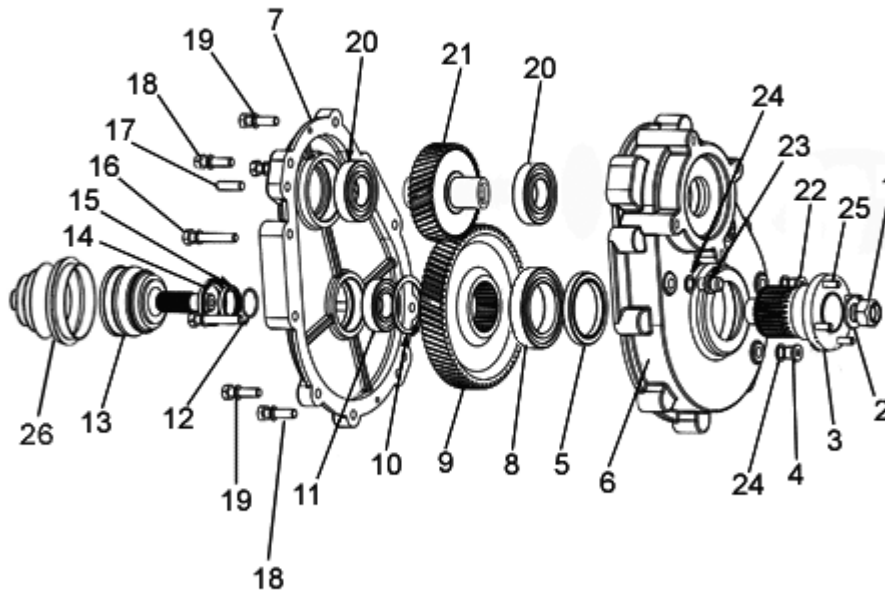


FIGURE	REFERENCE	DENOMINATION	AMOUNT
001	720.20000.66	NUT DIN985 M20x1.5	1
002	101.20000.66	WASHER DIN125	1
003	70.03321.00	CYL/CYL COUPLING	1
004	10.00921.00	CAP M14X150 DIN908	1
005	202.65010.50	SEAL DIN3760	1
006	70.03309.00	COVER	1
007	70.03310.00	COVER	1
008	301.60018.00	BEARING DIN625	1
009	70.03315.02	GEAR D 150 AHG	1
010	904.60000.00	RING DIN471 E60	1
011	301.30016.00	BEARING DIN625	1
012	201.03002.50	O-RING DIN3770	1
013	39.10630.00	BUSHING	1
014	202.04006.50	SEAL DIN3760	1
015	70.03317.00	SUPLEMENT	1
016	603.10060.86	SCREW DIN933	4
017	403.10035.00	PIN DIN6325 D10X35	2
018	604.10040.86	SCREW DIN931	6

03. TRANSMISSION GEARBOX (INTERNAL)

FIGURE	REFERENCE	DENOMINATION	AMOUNT
019	104.10000.00	WASHER DIN7980 D10	6
020	301.35017.00	BEARING DIN625	2
021	70.03316.02	GEAR D 150 AHG	1
022	80.01035.01	CAP	1
023	20.03104.00	CAP	1
024	107.14000.10	WASHER AL 14x20x1.5	3
025	43.50166.00	STUD.M8X1.25X30	4
026	39.10631.00	DUST EXCLUDER	1

03. TRANSMISSION

GEARBOX (INTERNAL)

CHASSIS: 51715

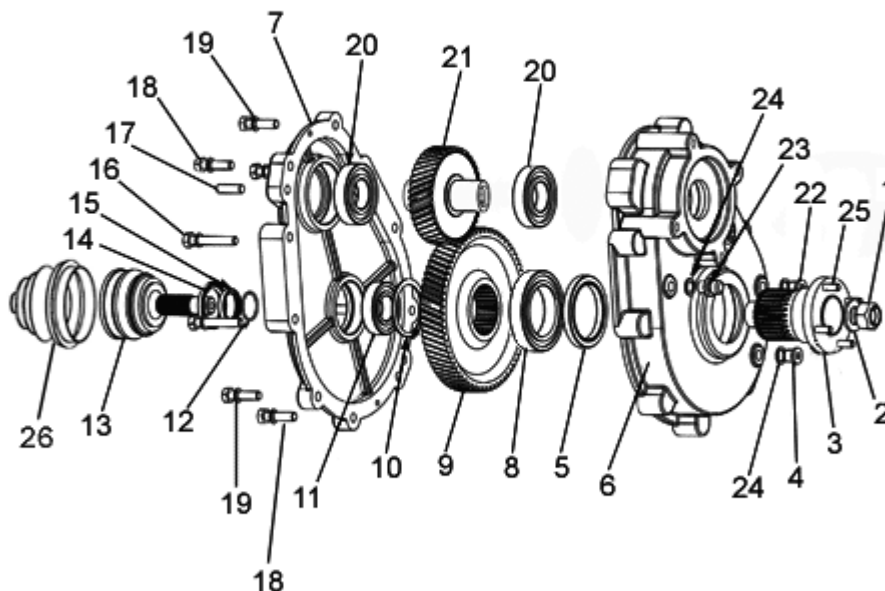


FIGURE	REFERENCE	DENOMINATION	AMOUNT
001	720.20000.66	NUT DIN985 M20x1.5	1
002	101.20000.66	WASHER DIN125	1
003	70.03321.00	CYL/CYL COUPLING	1
004	10.00921.00	CAP M14X150 DIN908	1
005	202.65010.50	SEAL DIN3760	1
006	70.03309.00	COVER	1
007	70.03310.00	COVER	1
008	301.60018.00	BEARING DIN625	1
009	70.03315.02	GEAR D 150 AHG	1
010	904.60000.00	RING DIN471 E60	1
011	301.30016.00	BEARING DIN625	1
012	201.03002.50	O-RING DIN3770	1
013	39.10630.01	HOMOCINETIC BALL JOINT	1
014	202.04006.50	SEAL DIN3760	1
015	70.03317.00	SUPLEMENT	1
016	603.10060.86	SCREW DIN933	4
017	403.10035.00	PIN DIN6325 D10X35	2
018	604.10040.86	SCREW DIN931	6

03. TRANSMISSION

GEARBOX (INTERNAL)

CHASSIS: 51715

FIGURE	REFERENCE	DENOMINATION	AMOUNT
019	104.10000.00	WASHER DIN7980 D10	6
020	301.35017.00	BEARING DIN625	2
021	70.03316.02	GEAR D 150 AHG	1
022	80.01035.01	CAP	1
023	20.03104.00	CAP	1
024	107.14000.10	WASHER AL 14x20x1.5	3
025	43.50166.00	STUD.M8X1.25X30	4
026	39.10631.00	DUST EXCLUDER	1

03. TRANSMISSION

GEARBOX (INTERNAL)

CHASSIS: 81727



FIGURE	REFERENCE	DENOMINATION	AMOUNT
001	720.20000.66	NUT DIN985 M20x1.5	1
002	101.20000.66	WASHER DIN125	1
003	70.03321.00	CYL/CYL COUPLING	1
004	10.00921.00	CAP M14X150 DIN908	1
005	202.65010.50	SEAL DIN3760	1
006	70.03309.00	COVER	1
007	70.03310.00	COVER	1
008	301.60018.00	BEARING DIN625	1
009	70.03315.02	GEAR D 150 AHG	1
010	904.60000.00	RING DIN471 E60	1
011	301.30016.00	BEARING DIN625	1
012	201.03002.50	O-RING DIN3770	1
013	39.10630.01	HOMOCINETIC BALL JOINT	1
014	202.04006.50	SEAL DIN3760	1
015	70.03317.00	SUPLEMENT	1
016	603.10060.86	SCREW DIN933	4
017	403.10035.00	PIN DIN6325 D10X35	2
018	604.10040.86	SCREW DIN931	6

03. TRANSMISSION

GEARBOX (INTERNAL)

CHASSIS: 81727

FIGURE	REFERENCE	DENOMINATION	AMOUNT
019	104.10000.00	WASHER DIN7980 D10	6
020	301.35017.00	BEARING DIN625	2
021	70.03316.02	GEAR D 150 AHG	1
022	80.01035.01	CAP	1
023	20.03104.00	CAP	1
024	107.14000.10	WASHER AL 14x20x1.5	3
025	601.08020.96	HEXAGON SOCKET HEAD SCREW DIN912 M8x20	4
026	39.10631.00	DUST EXCLUDER	1
028	104.08000.00	WASHER DIN7980 D8	4

03. TRANSMISSION

HYDROSTATIC TRANSMISSION

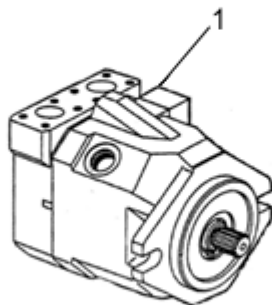


FIGURE	REFERENCE	DENOMINATION	AMOUNT
001	70.03604.00	HYDRAULIC ENGINE 45CC	1
001	70.03606.00	HYDR. MOTOR 46CC. SAUER	1

03. TRANSMISSION UNIVERSAL JOINT

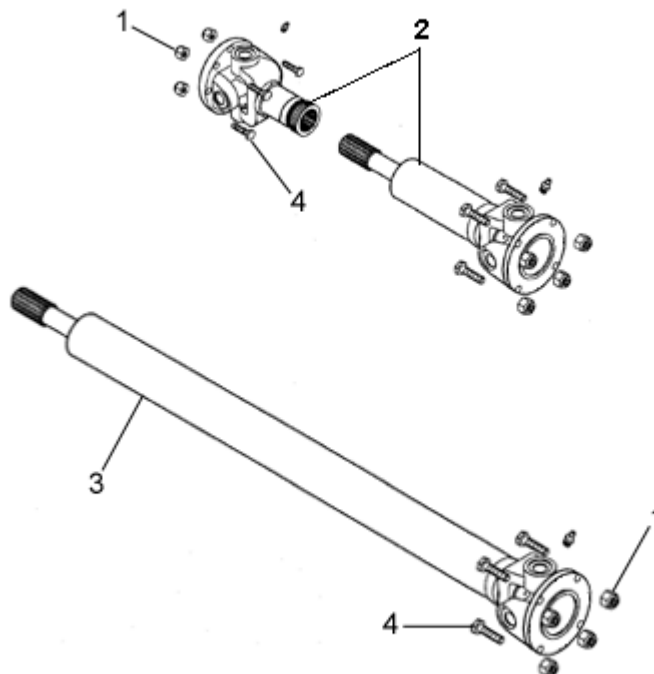


FIGURE	REFERENCE	DENOMINATION	AMOUNT
001	711.08000.66	NUT DIN982 M8	20
002	70.03511.00	CARDAN UNIVERSAL JOINT MECHANICAL 372	1
003	70.03513.00	CARDAN UNIVERSAL JOINT MECH. HYDROS. (D 150 AHG)	1
004	603.08030.86	SCREW DIN933 M8X30	16

TRANSMISSION (FRONT AXLE) FRONT AXLE

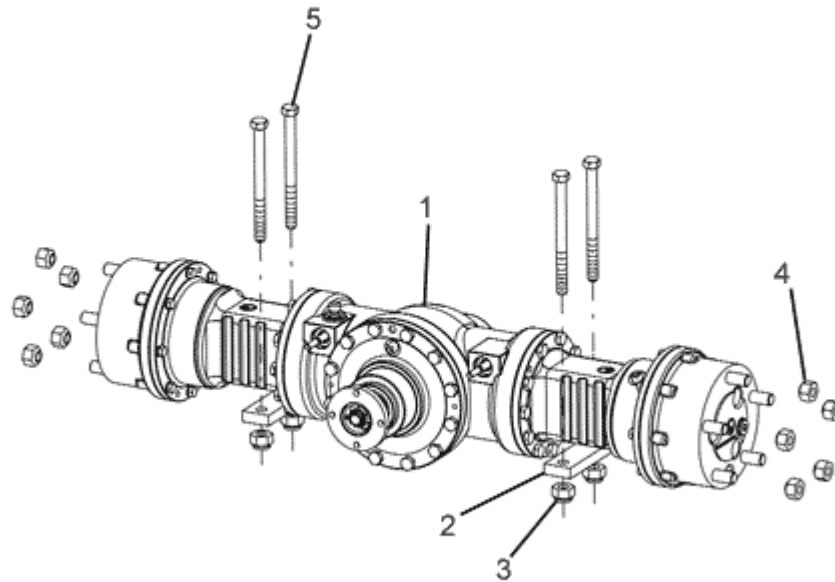


FIGURE	REFERENCE	DENOMINATION	AMOUNT
001	70.03480.00	FRONT AXLE (D 150 AHG)	1
002	70.04232.00	SUPPORT	2
003	711.14000.66	NUT DIN982 M14 8.8 K	4
004	45.00588.00	NUT DIN982 M16x1,5	10
005	604.14160.86	BOLT DIN931 M14x160	4

TRANSMISSION (FRONT AXLE)

FRONT AXLE

CHASSIS: 43540

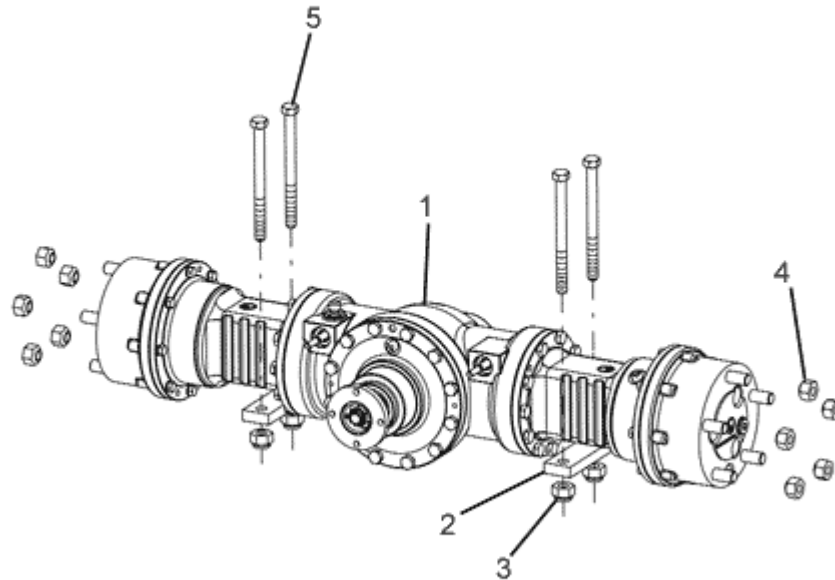


FIGURE	REFERENCE	DENOMINATION	AMOUNT
001	70.03480.02	FRONT AXLE (D 150 AHG)	1
002	70.04232.00	SUPPORT	2
003	711.14000.66	NUT DIN982 M14 8.8 K	4
004	45.00588.00	NUT DIN982 M16x1,5	10
005	604.14160.86	BOLT DIN931 M14x160	4

TRANSMISSION (FRONT AXLE)

FRONT AXLE

CHASSIS: 44169

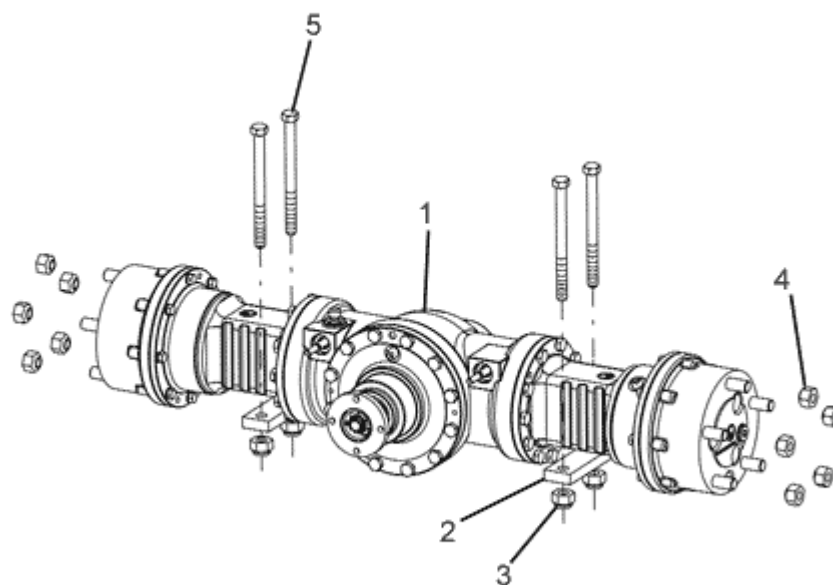


FIGURE	REFERENCE	DENOMINATION	AMOUNT
001	70.03480.03	FRONT AXLE (D 150 AHG)	1
002	70.04232.00	SUPPORT	2
003	711.14000.66	NUT DIN982 M14 8.8 K	4
004	45.00588.00	NUT DIN982 M16x1,5	10
005	604.14160.86	BOLT DIN931 M14x160	4

TRANSMISSION (FRONT AXLE) DIFFERENTIAL

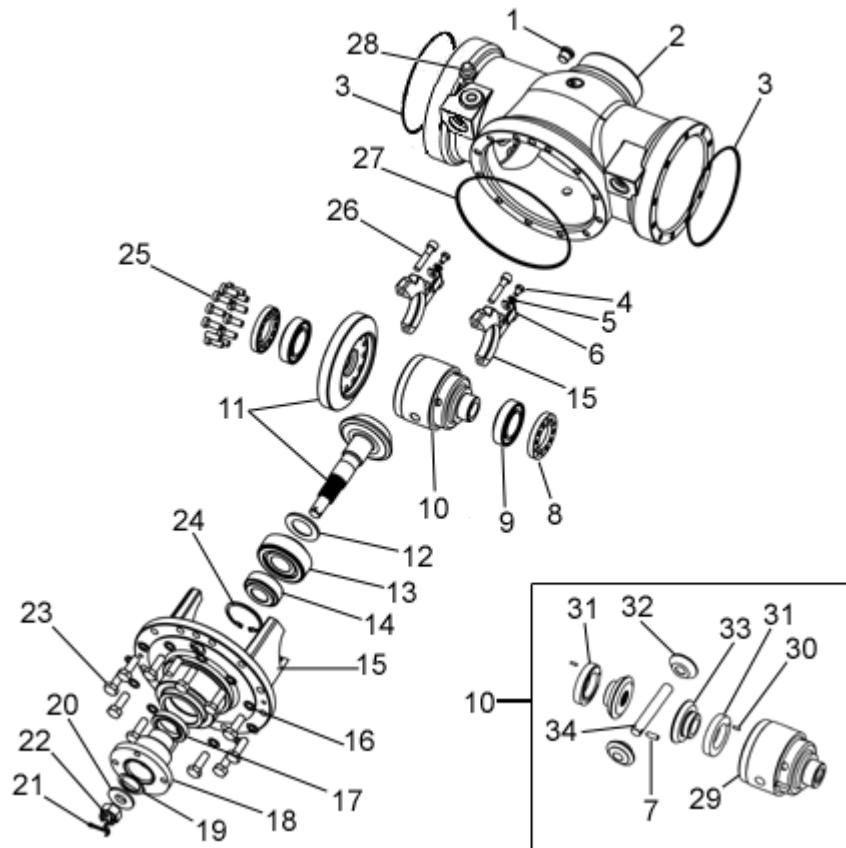


FIGURE	REFERENCE	DENOMINATION	AMOUNT
001	80.01035.01	CAP	1
002	70.03476.00	DIFFERENTIAL CASE 205X210X341	1
003	201.13525.50	O-RING DIN3770	2
004	603.06010.86	SCREW DIN933 M6x10	2
005	104.06000.00	WASHER DIN7980 D6	2
006	70.03437.00	FIXATION SUPPORT	2
007	612.06018.86	SCREW DIN814	1
008	70.03434.00	BEARING 9X64X64	2
009	307.35018.00	ROLLING BEARING	2
010	70.03439RE00	COMPLETE DIFFERENTIAL	1
011	70.03408.00	CONICAL GROUP	1
012	70.03438.00	WASHER Ø30,5x50x3	1
013	307.30029.00	BEARING DIN720 HM88500	1
014	307.25019.00	BEARING DIN720 32205-B	1
015	70.03410.00	GEAR SUPPORT 205X205X209	1
016	104.10000.00	WASHER DIN7980 D10	12
017	216.03510.50	SEAL	1
018	70.03320.00	CYL/CYL COUPLING 35X90X65	1

TRANSMISSION (FRONT AXLE) DIFFERENTIAL

FIGURE	REFERENCE	DENOMINATION	AMOUNT
019	201.33025.50	O-RING DIN3770	1
020	70.03435.00	WASHER Ø16x38x5	1
021	401.03040.60	PIN	1
022	710.16000.66	NUT	1
023	603.10030.86	SCREW DIN933	12
024	905.52000.00	RING 0,5 MM.	1
025	610.08020.96	HEXAGON SOCKET HEAD SCREW DIN6912 M8x20	12
026	601.08040.96	HEXAGON SOCKET HEAD SCREW DIN912 M8x40	2
027	201.16525.50	GASKET DIN3770 165X2.5	1
028	20.03104.00	CAP	1
029	70.03439.00	DIFFERENTIAL HOUSING	1
030	403.10030.00	PIN	2
031	70.03433.00	WASHER Ø35,5x57x10	2
032	70.03425.00	CONICAL GEAR Z10	2
033	70.03426.00	CONICAL GEAR Z16	2
034	70.03424.00	CYL/CYL AXLE	1

TRANSMISSION (FRONT AXLE)

DIFFERENTIAL

CHASSIS: 67456

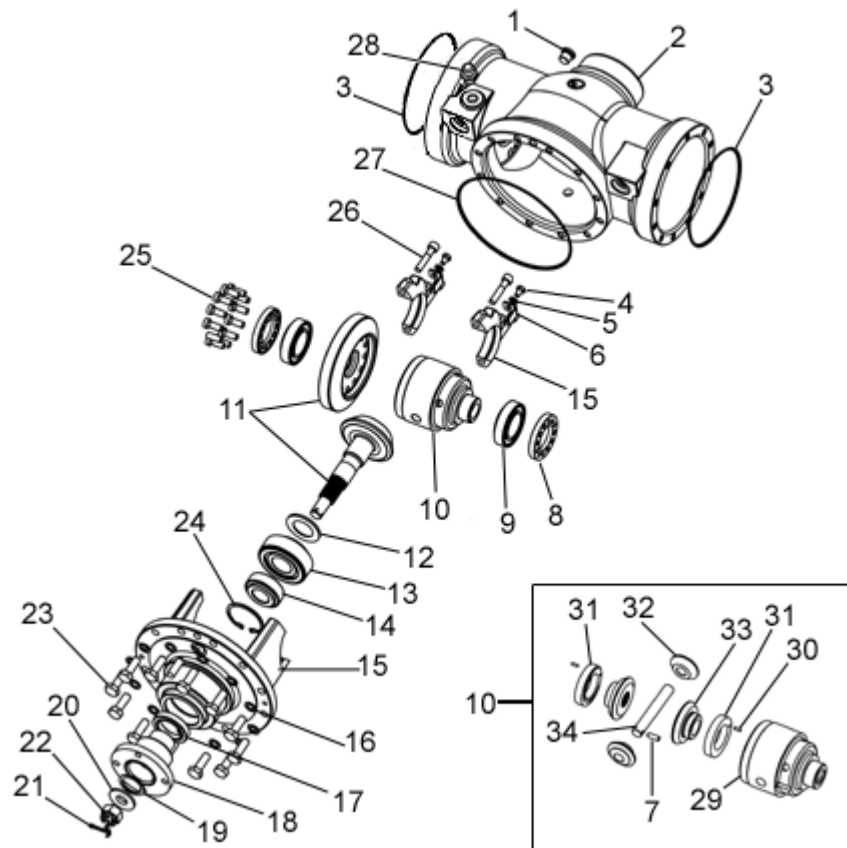


FIGURE	REFERENCE	DENOMINATION	AMOUNT
001	80.01035.01	CAP	1
002	70.03476.00	DIFFERENTIAL CASE 205X210X341	1
003	201.13525.50	O-RING DIN3770	2
004	603.06010.86	SCREW DIN933 M6x10	2
005	104.06000.00	WASHER DIN7980 D6	2
006	70.03437.00	FIXATION SUPPORT	2
007	612.06018.86	SCREW DIN814	1
008	70.03434.00	BEARING 9X64X64	2
009	307.35018.01	DIN 720 323 BEARING	2
010	70.03439RE00	COMPLETE DIFFERENTIAL	1
011	70.03408.00	CONICAL GROUP	1
012	70.03438.01	WASHER. D30, 5X50X3	1
013	307.30029.00	BEARING DIN720 HM88500	1
014	307.25019.00	BEARING DIN720 32205-B	1
015	70.03410.00	GEAR SUPPORT 205X205X209	1
016	104.10000.00	WASHER DIN7980 D10	12
017	216.03510.50	SEAL	1
018	70.03320.00	CYL/CYL COUPLING 35X90X65	1

TRANSMISSION (FRONT AXLE)**DIFFERENTIAL**

CHASSIS: 67456

FIGURE	REFERENCE	DENOMINATION	AMOUNT
019	201.33025.50	O-RING DIN3770	1
020	70.03435.00	WASHER Ø16x38x5	1
021	401.03040.60	PIN	1
022	710.16000.66	NUT	1
023	603.10030.86	SCREW DIN933	12
024	905.52000.00	RING 0,5 MM.	1
025	610.08020.96	HEXAGON SOCKET HEAD SCREW DIN6912 M8x20	12
026	601.08040.96	HEXAGON SOCKET HEAD SCREW DIN912 M8x40	2
027	201.16525.50	GASKET DIN3770 165X2.5	1
028	20.03104.00	CAP	1
029	70.03439.00	DIFFERENTIAL HOUSING	1
030	403.10030.00	PIN	2
031	70.03433.00	WASHER Ø35,5x57x10	2
032	70.03425.00	CONICAL GEAR Z10	2
033	70.03426.00	CONICAL GEAR Z16	2
034	70.03424.00	CYL/CYL AXLE	1

TRANSMISSION (FRONT AXLE) BRAKE (PART 1)

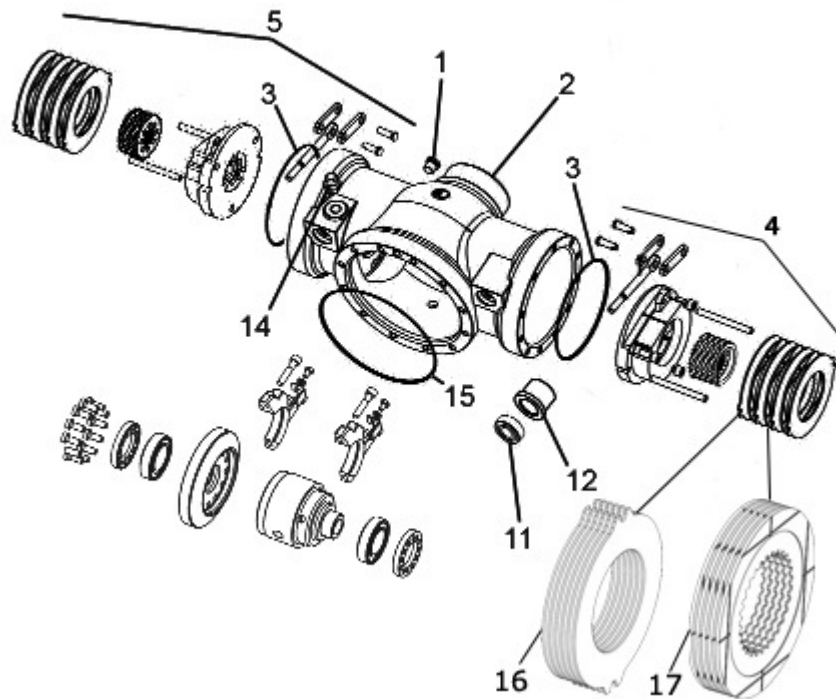


FIGURE	REFERENCE	DENOMINATION	AMOUNT
001	80.01035.01	CAP	1
002	70.03476.00	DIFFERENTIAL CASE 205X210X341	1
003	201.13525.50	O-RING DIN3770	2
004	12.03445.00	RIGHT BRAKE 5 DISCS	1
005	12.03446.00	LEFT BRAKE 5 DISCS	1
011	202.00908.50	SEAL DIN3760	2
012	70.03447.00	BUSH CIL. A/L 9.6X14X12	1
014	20.03104.00	CAP	1
015	201.16525.50	GASKET DIN3770 165X2.5	1
016	70.03451.00	BRAKE DISC D70	6
017	70.03452.00	BRAKE DISC D59	5

TRANSMISSION (FRONT AXLE) WHEEL HUB (PART 1)

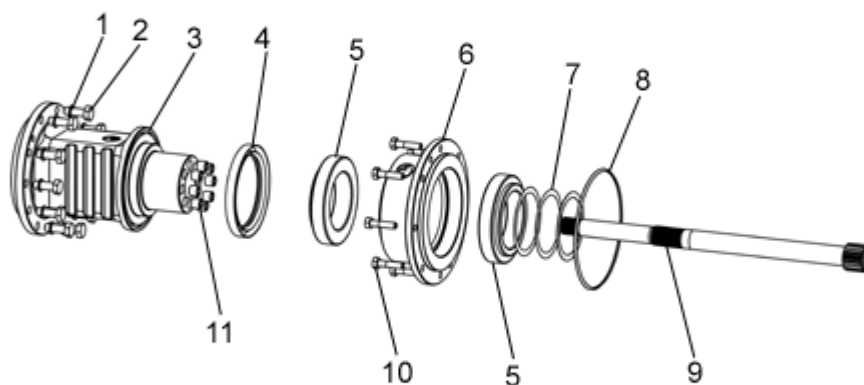


FIGURE	REFERENCE	DENOMINATION	AMOUNT
001	104.10000.00	WASHER DIN7980 D10	12
002	603.10030.86	SCREW DIN933	12
003	70.03470.00	BEAM TRUMPET 172X358	1
004	216.09512.50	SEAL	1
005	307.75025.00	BEARING	1
006	70.03415.00	WHEEL HUB	1
007	10.16352.00	REGUL SKIM	3
008	201.15125.50	O-RING DIN3770	1
009	70.03471.00	AXLE 563 Z20-Z20	1
010	604.08035.86	SCREW DIN931	8
011	70.03461.00	BUSHING 8x13x11,3	8

TRANSMISSION (FRONT AXLE) WHEEL HUB (PART 2)

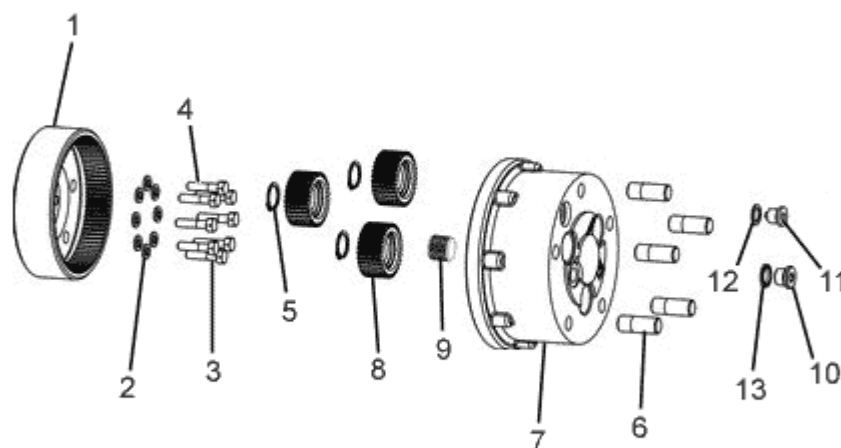


FIGURE	REFERENCE	DENOMINATION	AMOUNT
001	70.03422.00	CROWN	1
002	104.08000.00	WASHER DIN7980 D8	8
003	604.08035.96	BOLT DIN931 M8x35 12K	7
004	603.08025.96	SCREW	1
005	904.24000.00	RING DIN471 E24	3
006	70.03414.00	STUD 47 M16X1,5	5
007	70.03416.05	REDUCTION CASE	1
009	70.03432.01	CYL/CYL AXLE D18X16	1
010	60.00802.00	CAP	1
011	10.00921.00	CAP M14X150 DIN908	1
012	08.00317.00	METALLIC GASKET BUNA D3/8	1
013	107.14000.10	WASHER AL 14x20x1.5	1

TRANSMISSION (FRONT AXLE)

WHEEL HUB (PART 2)

CHASSIS: 44169

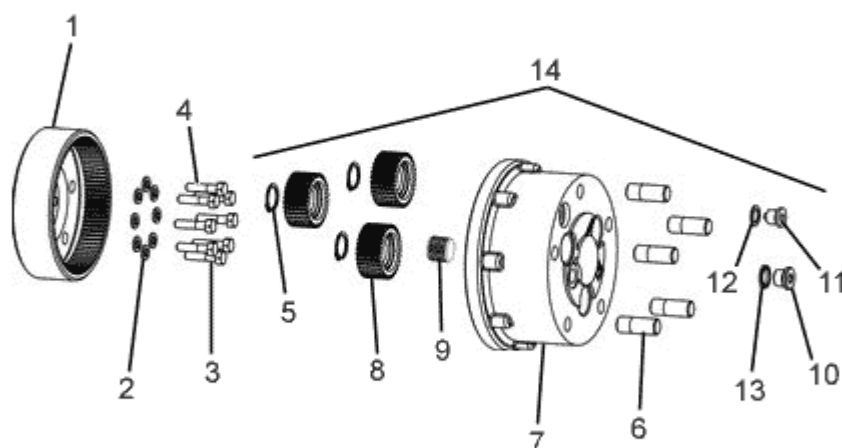


FIGURE	REFERENCE	DENOMINATION	AMOUNT
001	70.03422.00	CROWN	2
002	104.08000.00	WASHER DIN7980 D8	16
003	604.08035.96	BOLT DIN931 M8x35 12K	14
004	603.08025.96	SCREW	2
005	904.24000.00	RING DIN471 E24	6
006	70.03414.00	STUD 47 M16X1,5	10
007	70.03416.05	REDUCTION CASE	2
008	12.03409.00	GEAR Z33	6
009	70.03432.01	CYL/CYL AXLE D18X16	2
010	60.00802.00	CAP	2
011	10.00921.00	CAP M14X150 DIN908	2
012	08.00317.00	METALLIC GASKET BUNA D3/8	2
013	107.14000.10	WASHER AL 14x20x1.5	2
014	70.34160RE05	COMPLETE WHEEL HUB	2

TRANSMISSION (REAR AXLE) REAR AXLE

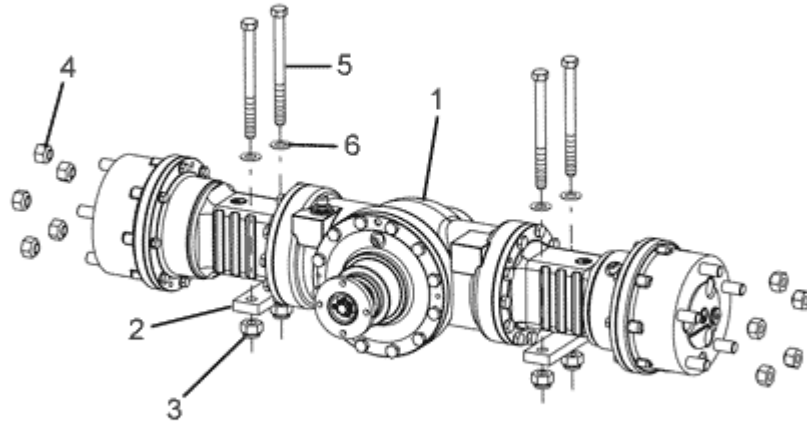


FIGURE	REFERENCE	DENOMINATION	AMOUNT
001	70.03481.00	REAR AXLE (D 150 AHG)	1
002	70.04232.00	SUPPORT	2
003	711.14000.66	NUT DIN982 M14 8.8 K	4
004	45.00588.00	NUT DIN982 M16x1,5	10
005	604.14160.86	BOLT DIN931 M14x160	4
006	01.00227.01	WASHER 14,5x28x5	4

TRANSMISSION (REAR AXLE)

REAR AXLE

CHASSIS: 48215

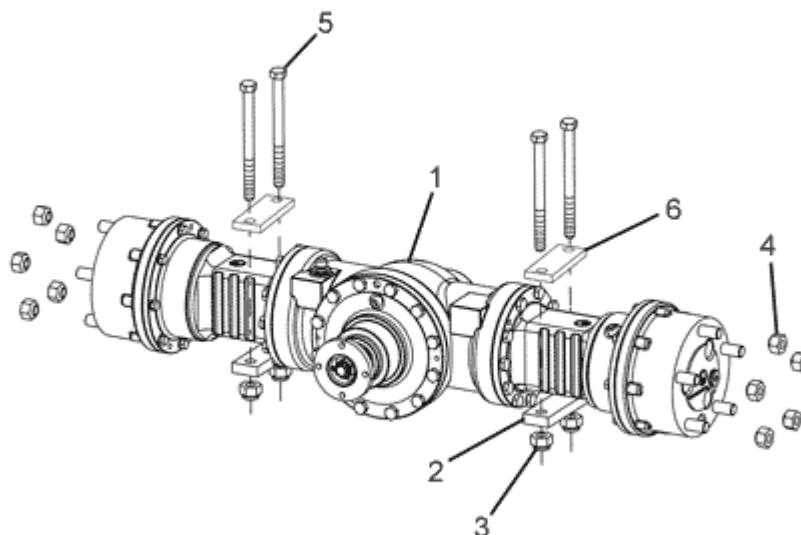


FIGURE	REFERENCE	DENOMINATION	AMOUNT
001	70.03481.00	REAR AXLE (D 150 AHG)	1
002	70.04232.00	SUPPORT	2
003	711.14000.66	NUT DIN982 M14 8.8 K	4
004	45.00588.00	NUT DIN982 M16x1,5	10
005	604.14160.96	BOLT DIN931 M14x160 12K	4
006	70.04128.00	REFORCEMENT 10X40X12	2

TRANSMISSION (REAR AXLE) DIFFERENTIAL

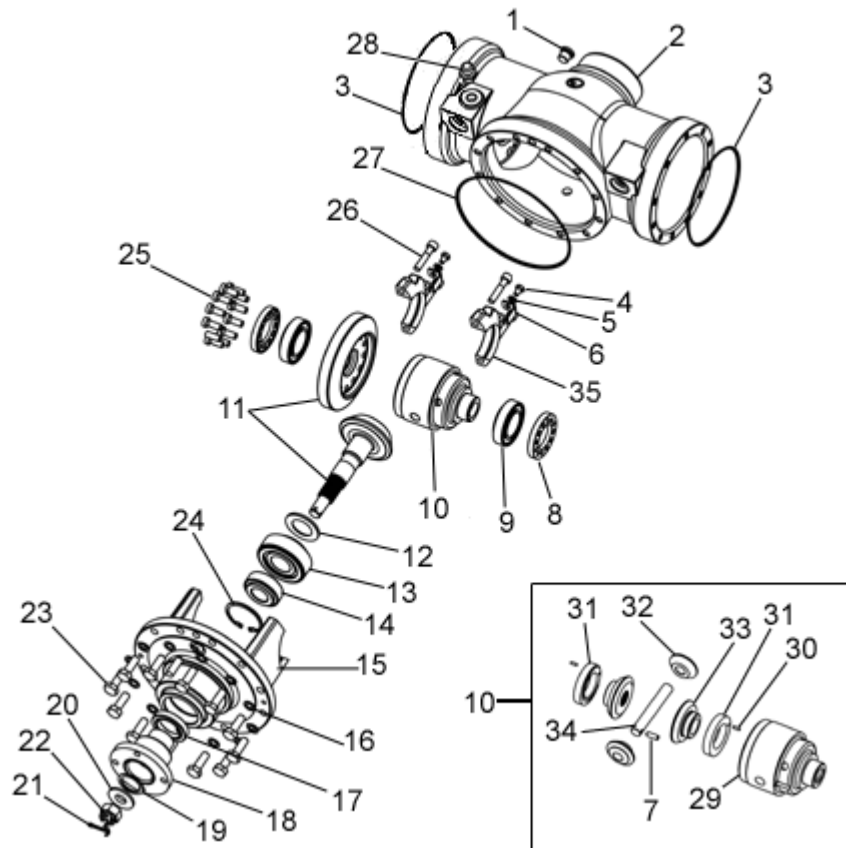


FIGURE	REFERENCE	DENOMINATION	AMOUNT
001	80.01035.01	CAP	1
002	70.03476.00	DIFFERENTIAL CASE 205X210X341	1
003	201.13525.50	O-RING DIN3770	2
004	603.06010.86	SCREW DIN933 M6x10	2
005	104.06000.00	WASHER DIN7980 D6	2
006	70.03437.00	FIXATION SUPPORT	2
007	612.06018.86	SCREW DIN814	1
008	70.03434.00	BEARING 9X64X64	2
009	307.35018.00	ROLLING BEARING	2
010	70.03439RE00	COMPLETE DIFFERENTIAL	1
011	70.34001.00		1
012	70.03438.00	WASHER Ø30,5x50x3	1
013	307.30029.00	BEARING DIN720 HM88500	1
014	307.25019.00	BEARING DIN720 32205-B	1
015	70.03410.00	GEAR SUPPORT 205X205X209	1
016	104.10000.00	WASHER DIN7980 D10	12
017	216.03510.50	SEAL	1
018	70.03320.00	CYL/CYL COUPLING 35X90X65	1

TRANSMISSION (REAR AXLE) DIFFERENTIAL

FIGURE	REFERENCE	DENOMINATION	AMOUNT
019	201.33025.50	O-RING DIN3770	1
020	70.03435.00	WASHER Ø16x38x5	1
021	401.03040.60	PIN	1
022	710.16000.66	NUT	1
023	603.10030.86	SCREW DIN933	12
024	905.52000.00	RING 0,5 MM.	1
025	610.08020.96	HEXAGON SOCKET HEAD SCREW DIN6912 M8x20	12
026	601.08040.96	HEXAGON SOCKET HEAD SCREW DIN912 M8x40	2
027	201.16525.50	GASKET DIN3770 165X2.5	1
028	20.03104.00	CAP	1
029	70.03439.00	DIFFERENTIAL HOUSING	1
030	403.10030.00	PIN	2
031	70.03433.00	WASHER Ø35,5x57x10	2
032	70.03425.00	CONICAL GEAR Z10	2
033	70.03426.00	CONICAL GEAR Z16	2
034	70.03424.00	CYL/CYL AXLE	1

TRANSMISSION (REAR AXLE)

DIFFERENTIAL

CHASSIS: 67456

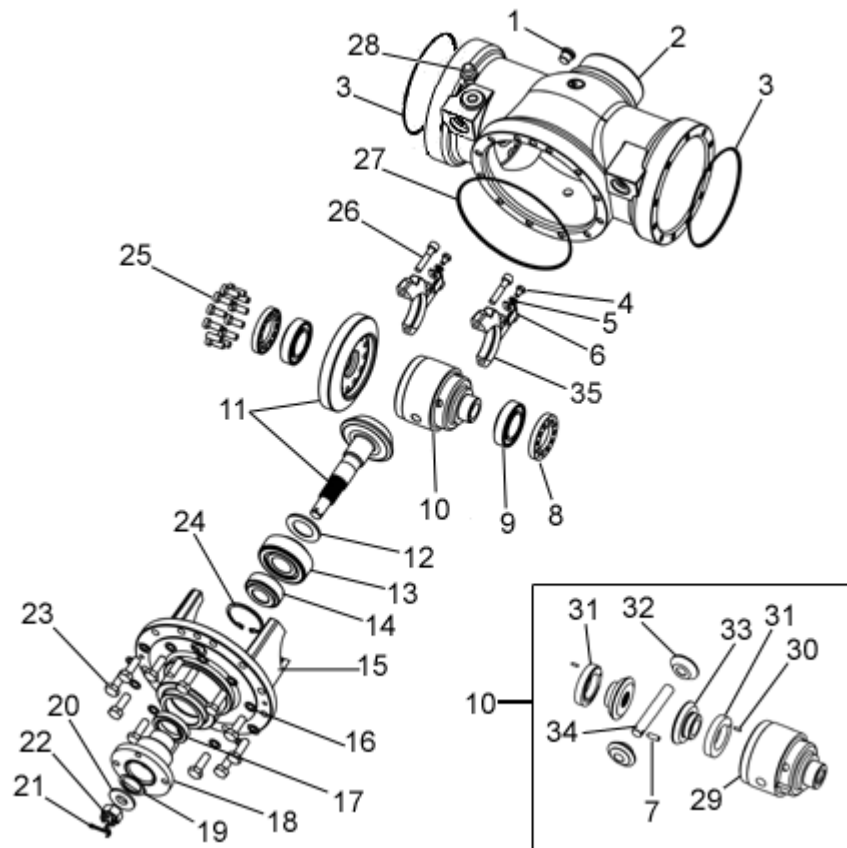


FIGURE	REFERENCE	DENOMINATION	AMOUNT
001	80.01035.01	CAP	1
002	70.03476.00	DIFFERENTIAL CASE 205X210X341	1
003	201.13525.50	O-RING DIN3770	2
004	603.06010.86	SCREW DIN933 M6x10	2
005	104.06000.00	WASHER DIN7980 D6	2
006	70.03437.00	FIXATION SUPPORT	2
007	612.06018.86	SCREW DIN814	1
008	70.03434.00	BEARING 9X64X64	2
009	307.35018.01	DIN 720 323 BEARING	2
010	70.03439RE00	COMPLETE DIFFERENTIAL	1
011	70.34001.00		1
012	70.03438.01	WASHER. D30, 5X50X3	1
013	307.30029.00	BEARING DIN720 HM88500	1
014	307.25019.00	BEARING DIN720 32205-B	1
015	70.03410.00	GEAR SUPPORT 205X205X209	1
016	104.10000.00	WASHER DIN7980 D10	12
017	216.03510.50	SEAL	1
018	70.03320.00	CYL/CYL COUPLING 35X90X65	1

TRANSMISSION (REAR AXLE)**DIFFERENTIAL**

CHASSIS: 67456

FIGURE	REFERENCE	DENOMINATION	AMOUNT
019	201.33025.50	O-RING DIN3770	1
020	70.03435.00	WASHER Ø16x38x5	1
021	401.03040.60	PIN	1
022	710.16000.66	NUT	1
023	603.10030.86	SCREW DIN933	12
024	905.52000.00	RING 0,5 MM.	1
025	610.08020.96	HEXAGON SOCKET HEAD SCREW DIN6912 M8x20	12
026	601.08040.96	HEXAGON SOCKET HEAD SCREW DIN912 M8x40	2
027	201.16525.50	GASKET DIN3770 165X2.5	1
028	20.03104.00	CAP	1
029	70.03439.00	DIFFERENTIAL HOUSING	1
030	403.10030.00	PIN	2
031	70.03433.00	WASHER Ø35,5x57x10	2
032	70.03425.00	CONICAL GEAR Z10	2
033	70.03426.00	CONICAL GEAR Z16	2
034	70.03424.00	CYL/CYL AXLE	1

TRANSMISSION (REAR AXLE)

DIFFERENTIAL

CHASSIS: 70801

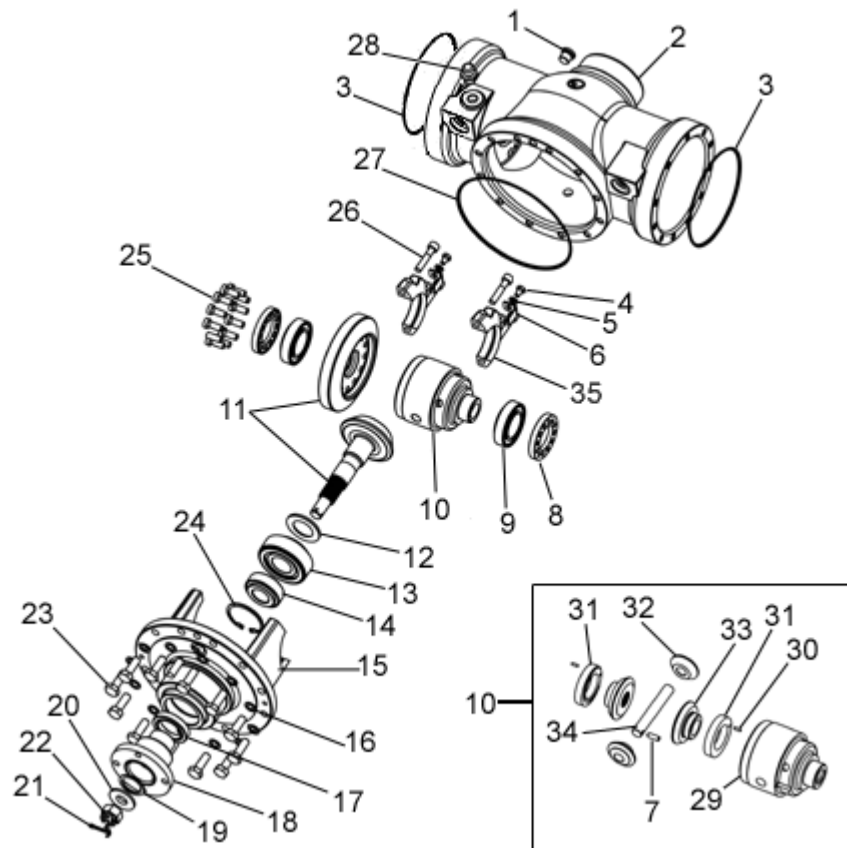


FIGURE	REFERENCE	DENOMINATION	AMOUNT
001	80.01035.01	CAP	1
002	70.03476.00	DIFFERENTIAL CASE 205X210X341	1
003	201.13525.50	O-RING DIN3770	2
004	603.06010.86	SCREW DIN933 M6x10	2
005	104.06000.00	WASHER DIN7980 D6	2
006	70.03437.00	FIXATION SUPPORT	2
007	612.06018.86	SCREW DIN814	1
008	70.03434.00	BEARING 9X64X64	2
009	307.35018.01	DIN 720 323 BEARING	2
010	70.03439RE00	COMPLETE DIFFERENTIAL	1
011	70.34001.00		1
012	70.03491.00	WASHER REG. 50X30.5	2
013	307.30029.00	BEARING DIN720 HM88500	1
014	307.25019.00	BEARING DIN720 32205-B	1
015	70.03410.01		2
016	104.10000.00	WASHER DIN7980 D10	12
017	216.03510.50	SEAL	1
018	70.03320.00	CYL/CYL COUPLING 35X90X65	1

TRANSMISSION (REAR AXLE)

DIFFERENTIAL

CHASSIS: 70801

FIGURE	REFERENCE	DENOMINATION	AMOUNT
019	201.33025.50	O-RING DIN3770	1
020	70.03435.00	WASHER Ø16x38x5	1
021	401.03040.60	PIN	1
022	710.16000.66	NUT	1
023	603.10030.86	SCREW DIN933	12
024	905.52000.00	RING 0,5 MM.	1
025	610.08020.96	HEXAGON SOCKET HEAD SCREW DIN6912 M8x20	12
026	601.08040.96	HEXAGON SOCKET HEAD SCREW DIN912 M8x40	2
027	201.16525.50	GASKET DIN3770 165X2.5	1
028	20.03104.00	CAP	1
029	70.03439.00	DIFFERENTIAL HOUSING	1
030	403.10030.00	PIN	2
031	70.03433.00	WASHER Ø35,5x57x10	2
032	70.03425.00	CONICAL GEAR Z10	2
033	70.03426.00	CONICAL GEAR Z16	2
034	70.03424.00	CYL/CYL AXLE	1

TRANSMISSION (REAR AXLE) WHEEL HUB (PART 1)

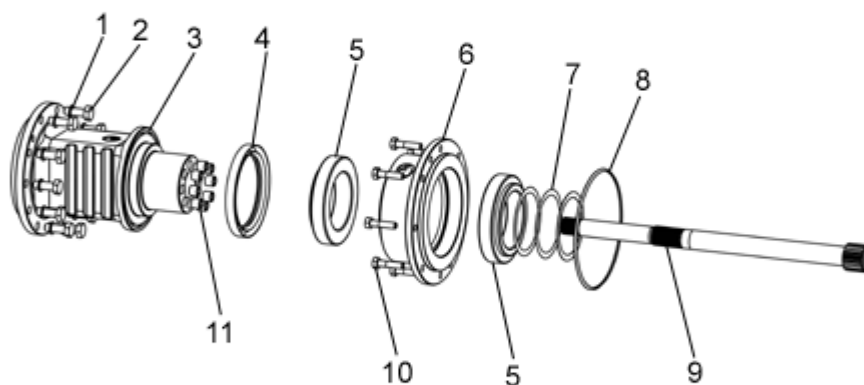


FIGURE	REFERENCE	DENOMINATION	AMOUNT
001	104.10000.00	WASHER DIN7980 D10	12
002	603.10030.86	SCREW DIN933	12
003	70.03470.00	BEAM TRUMPET 172X358	1
004	216.09512.50	SEAL	1
005	307.75025.00	BEARING	1
006	70.03415.00	WHEEL HUB	1
007	10.16352.00	REGUL SKIM	3
008	201.15125.50	O-RING DIN3770	1
009	70.03471.00	AXLE 563 Z20-Z20	1
010	604.08035.86	SCREW DIN931	8
011	70.03461.00	BUSHING 8x13x11,3	8

TRANSMISSION (REAR AXLE) WHEEL HUB (PART 2)

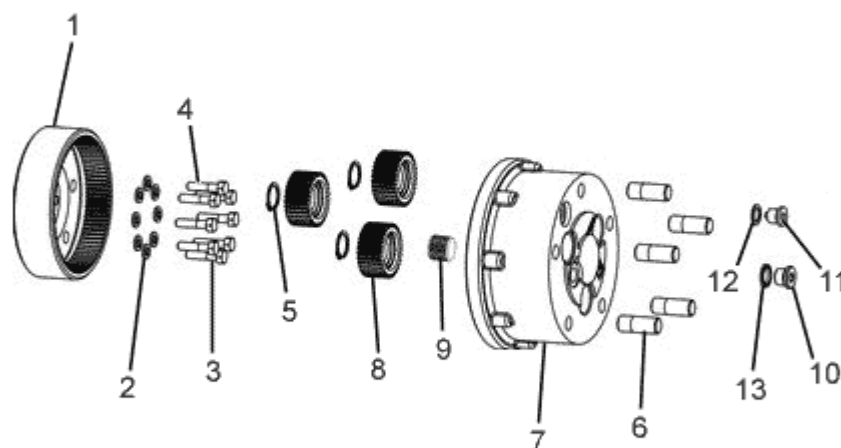


FIGURE	REFERENCE	DENOMINATION	AMOUNT
001	70.03422.00	CROWN	1
002	104.08000.00	WASHER DIN7980 D8	8
003	604.08035.96	BOLT DIN931 M8x35 12K	7
004	603.08025.96	SCREW	1
005	904.24000.00	RING DIN471 E24	3
006	70.03414.00	STUD 47 M16X1,5	5
007	70.03416.05	REDUCTION CASE	1
008	12.03409.00	GEAR Z33	3
008	12.03409.00	GEAR Z33	3
009	70.03432.01	CYL/CYL AXLE D18X16	1
010	60.00802.00	CAP	1
011	10.00921.00	CAP M14X150 DIN908	1
012	08.00317.00	METALLIC GASKET BUNA D3/8	1
013	107.14000.10	WASHER AL 14x20x1.5	1

TRANSMISSION (REAR AXLE)

WHEEL HUB (PART 2)

CHASSIS: 44169

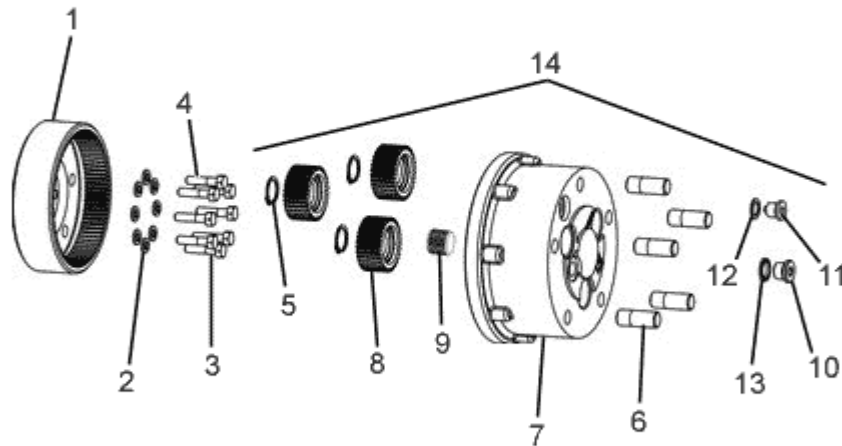


FIGURE	REFERENCE	DENOMINATION	AMOUNT
001	70.03422.00	CROWN	2
002	104.08000.00	WASHER DIN7980 D8	16
003	604.08035.96	BOLT DIN931 M8x35 12K	14
004	603.08025.96	SCREW	2
005	904.24000.00	RING DIN471 E24	6
006	70.03414.00	STUD 47 M16X1,5	10
007	70.03416.05	REDUCTION CASE	2
008	12.03409.00	GEAR Z33	6
009	70.03432.01	CYL/CYL AXLE D18X16	2
010	60.00802.00	CAP	2
011	10.00921.00	CAP M14X150 DIN908	2
012	08.00317.00	METALLIC GASKET BUNA D3/8	2
013	107.14000.10	WASHER AL 14x20x1.5	2
014	70.34160RE05	COMPLETE WHEEL HUB	2

04. CHASSIS CHASSIS

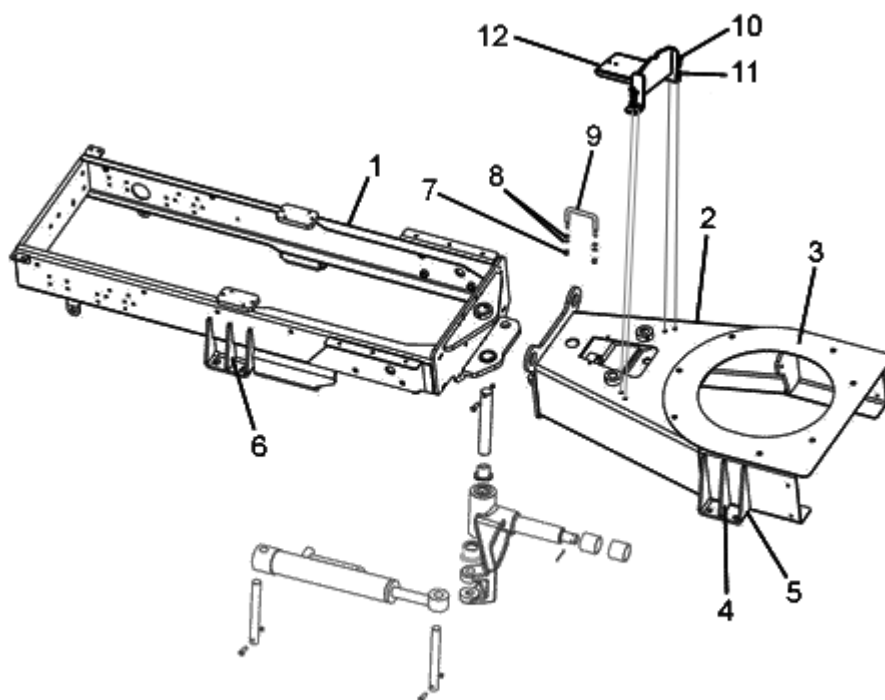


FIGURE	REFERENCE	DENOMINATION	AMOUNT
001	70.04100.00	FRAME, REAR 1575x820x670	1
002	70.04510.00	FRAME 1017x600x203	1
003	70.04323.00	SUPPORT 5X600X604	1
004	70.04512.00	REINFORCEMENT 8X65X182	1
005	70.04504.00	NOT AVAILABLE	1
006	70.04130.00	NOT AVAILABLE	1
007	603.10030.86	SCREW DIN933	4
008	104.10000.00	WASHER DIN7980 D10	4
009	70.09022.00	STRIGHT SUPPORT 50X138X368	1

04. CHASSIS

CHASSIS

CHASSIS: 45235

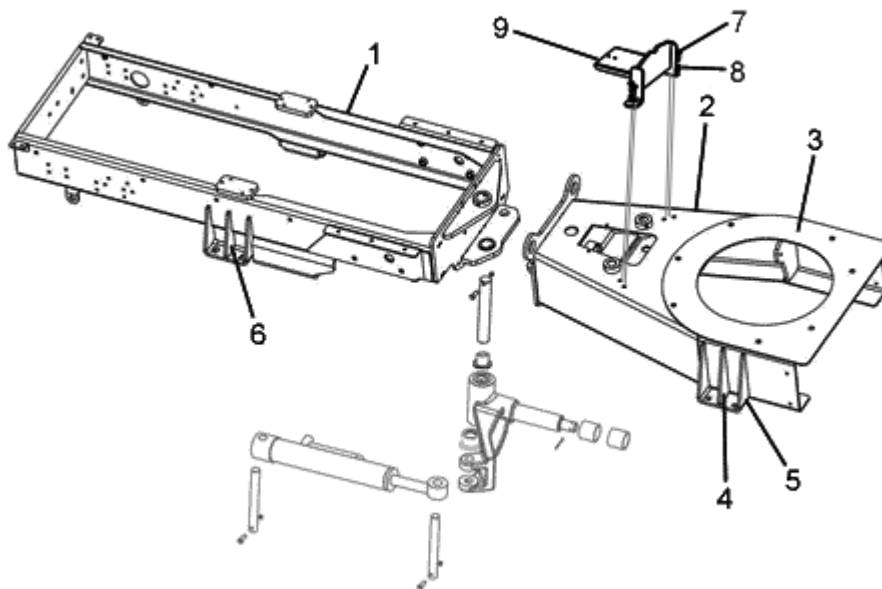


FIGURE	REFERENCE	DENOMINATION	AMOUNT
001	70.04100.01	FRAME, REAR 1575x820x670	1
002	70.04510.00	FRAME 1017x600x203	1
003	70.04323.00	SUPPORT 5X600X604	1
004	70.04512.00	REINFORCEMENT 8X65X182	1
005	70.04504.00	NOT AVAILABLE	1
006	70.04130.00	NOT AVAILABLE	1
007	711.06000.66	NUT DIN982 M6	2
008	101.06000.66	WASHER DIN125 D6	4
009	70.09019.00	TUBE PROTECTOR	1
010	603.10030.86	SCREW DIN933	4
011	104.10000.00	WASHER DIN7980 D10	4
012	70.09022.00	STRIGHT SUPPORT 50X138X368	1

04. CHASSIS

CHASSIS

CHASSIS: 58100

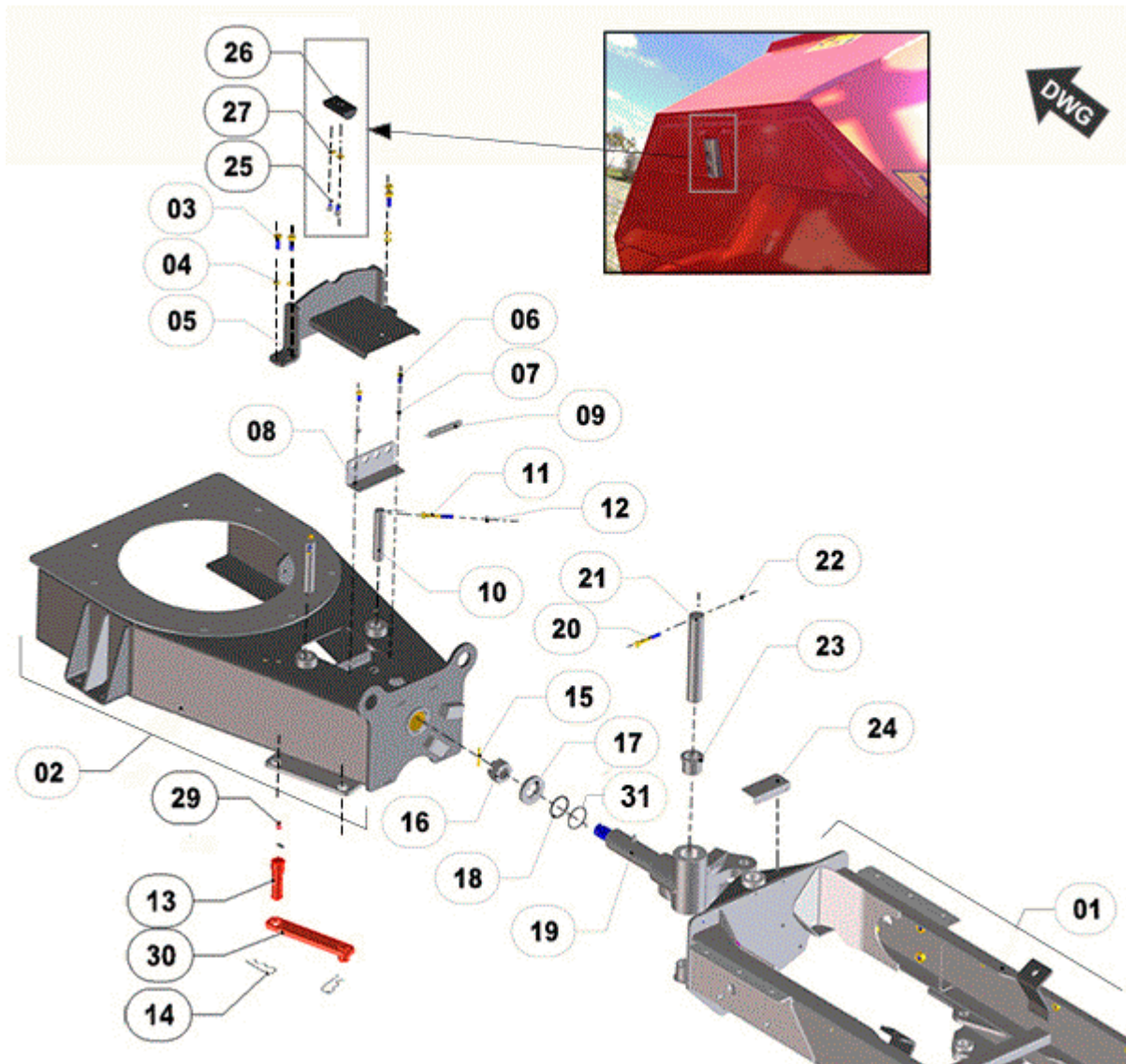


FIGURE	REFERENCE	DENOMINATION	AMOUNT
001	70.04100.02	FRAME, REAR 1575x580x323	1
002	70.04510.00	FRAME 1017x600x203	1
003	603.10030.86	SCREW DIN933	4
004	105.10000.66	WASHER DIN7980 D10	4
005	70.09022.00	STRIGHT SUPPORT 50X138X368	1
006	603.08020.86	SCREW DIN933 M8x20	2
007	711.08000.66	NUT DIN982 M8	2
008	70.10090.00	ANGULAR SUPPORT	1
009	60.00322.00	SPRING TENSION	1
010	70.09079.00		2
011	601.08065.86	SCREW DIN912 M8x65	2
012	711.08000.66	NUT DIN982 M8	2
013	70.04020.00	CONNECTING ROD	1

014	15.00836.00	PIN DIN11024 R4	2
015	401.05060.60	PIN	1
016	01.01319.00	NUT DIN935 M30x2x30	1
017	70.04402.00	WASHER Ø32xØ70x10	1
018	201.04804.50	SEALED	1
019	70.04400.04	CENTRAL ARTICULATED SUPPORT	1
020	601.08065.86	SCREW DIN912 M8x65	1
020	601.08065.86	SCREW DIN912 M8x65	1
021	70.04222.00	CYL/CPA AXLE	1
022	720.08000.66	NUT DIN985 M8 AUTOLOCKING	1
023	70.04231.00	BUSH 35X45X40	2
024	70.10092.00	SUPPORT	1
025	601.08025.86	SCREW DIN912	2
026	70.09024.00	BUMPER	1
027	105.08000.66	CIR-CLIP EXT. DIN7980 D8	2
029	603.05015.86	SCREW DIN933	1
030	70.04020.00	CONNECTING ROD	1
031	201.05003.50	SCREW DIN933	1

04. CHASSIS

CHASSIS

CHASSIS: 84612

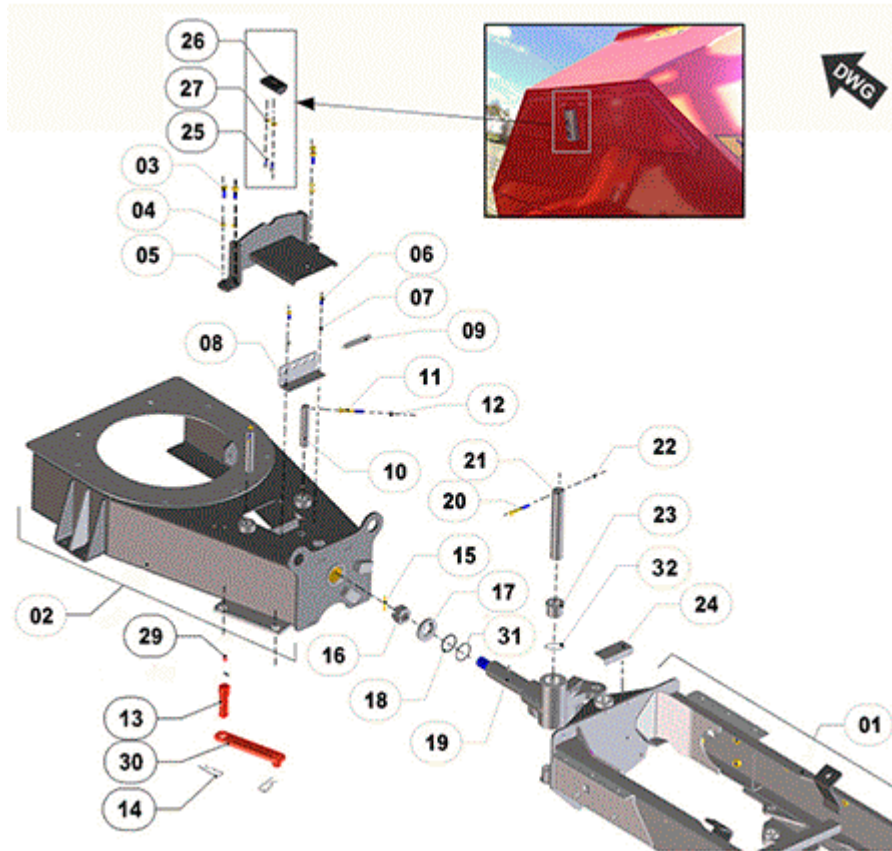


FIGURE	REFERENCE	DENOMINATION	AMOUNT
001	70.04100.02	FRAME, REAR 1575x580x323	1
002	70.04510.00	FRAME 1017x600x203	1
003	603.10030.86	SCREW DIN933	4
004	105.10000.66	WASHER DIN7980 D10	4
005	70.09022.00	STRIGHT SUPPORT 50X138X368	1
006	603.08020.86	SCREW DIN933 M8x20	2
007	711.08000.66	NUT DIN982 M8	2
008	70.10090.00	ANGULAR SUPPORT	1
009	60.00322.00	SPRING TENSION	1
010	70.09079.00		2
011	601.08065.86	SCREW DIN912 M8x65	2
012	711.08000.66	NUT DIN982 M8	2
013	70.04020.00	CONNECTING ROD	1
014	15.00836.00	PIN DIN11024 R4	2
015	401.05060.60	PIN	1
016	01.01319.00	NUT DIN935 M30x2x30	1
017	70.04402.00	WASHER Ø32xØ70x10	1
018	201.04804.50	SEALED	1
019	70.04400.04	CENTRAL ARTICULATED SUPPORT	1

020	601.08065.86	SCREW DIN912 M8x65	1
020	601.08065.86	SCREW DIN912 M8x65	1
021	70.04222.00	CYL/CPA AXLE	1
022	720.08000.66	NUT DIN985 M8 AUTOLOCKING	1
023	70.04231.00	BUSH 35X45X40	2
024	70.10092.00	SUPPORT	1
025	601.08025.86	SCREW DIN912	2
026	70.09024.00	BUMPER	1
027	105.08000.66	CIR-CLIP EXT. DIN7980 D8	2
029	603.05015.86	SCREW DIN933	1
030	70.04020.00	CONNECTING ROD	1
031	201.05003.50	SCREW DIN933	1
032	70.05545.00	REGUL SKIM D55XD45.5X0.5	1

04. CHASSIS SURELY ANTITURN

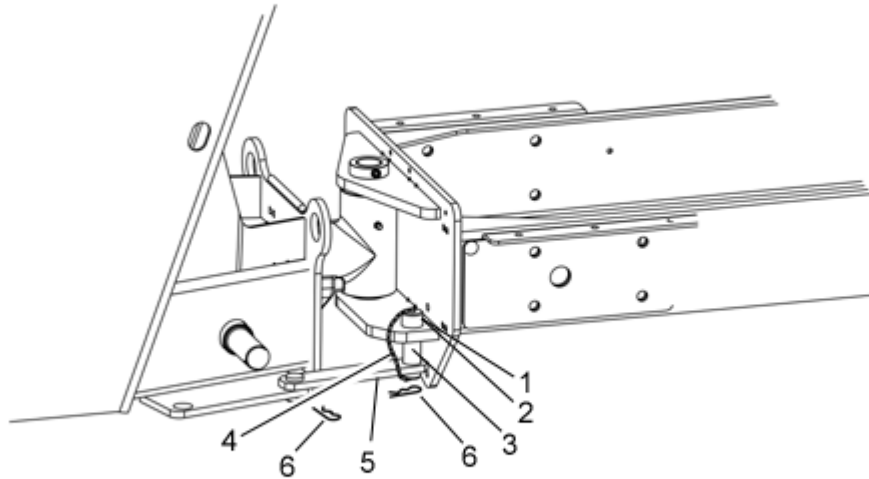


FIGURE	REFERENCE	DENOMINATION	AMOUNT
001	603.05010.86	SCREW DIN933 M5x10	1
002	104.05000.00	WASHER DIN7980 D5	1
003	70.09036.00	AXLE	1
004	15.00834.01	CHAIN	1
005	70.04020.00	CONNECTING ROD	1
006	15.00836.00	PIN DIN11024 R4	2

FOOT BRAKE AND HANDBRAKE

FOOTBRAKE AND HANDBRAKE

CHASSIS: 2005

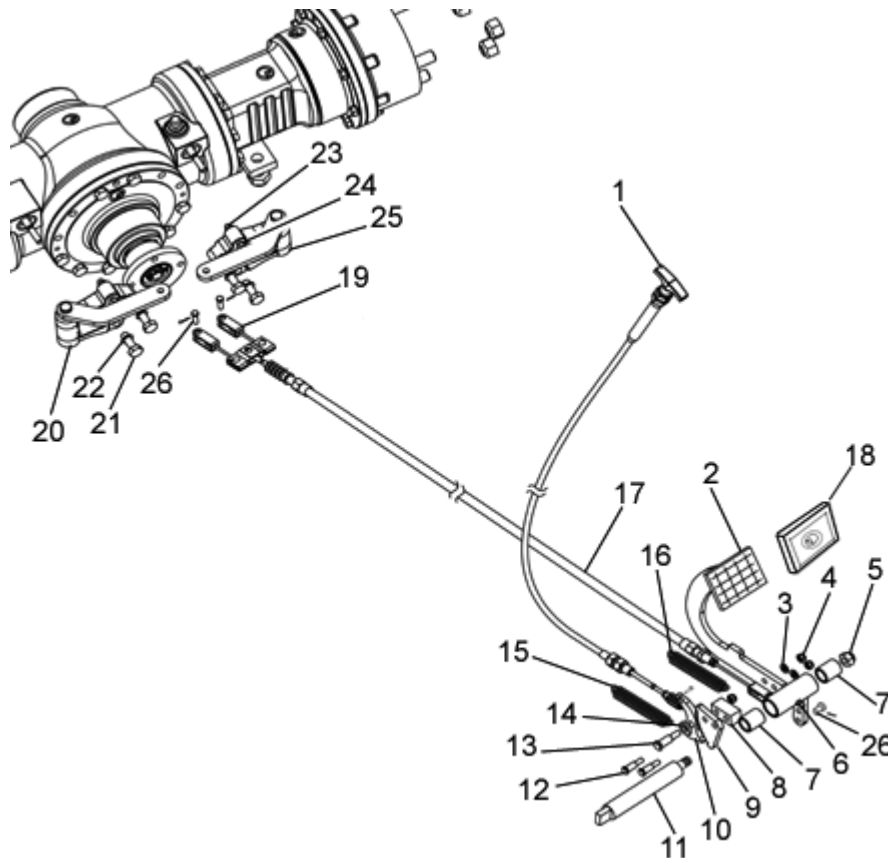


FIGURE	REFERENCE	DENOMINATION	AMOUNT
001	70.05015.00	BRAKE CABLE 1415	1
002	70.05130.00	BRAKE PEDAL 85X226X272	1
003	101.08000.66	WASHER DIN125 D8	2
004	711.08000.66	NUT DIN982 M8	2
005	711.12000.66	NUT DIN982 M12	1
006	901.08000.33	GREASER DIN71412-A M8x1,25	1
007	923.18030.00	BEARING	2
008	70.08071.00	THICK	1
009	70.08070.00	THICK	1
010	70.08072.00	BRAKE CLAMP	1
011	45.00520.00	AXLE COR/ROS	1
012	604.08050.86	SCREW DIN931	2
013	01.00309.00	SCREW DIN933*	2
014	01.00345.00	WASHER DIN1441*	2
015	70.05040.00	SPRING TENSION 9.5X12X91	1
016	60.00322.00	SPRING TENSION	1
017	70.08075.00	BRAKE CABLE	1
018	43.07310.01	PANEL	1

FOOT BRAKE AND HANDBRAKE**FOOTBRAKE AND HANDBRAKE**

CHASSIS: 2005

FIGURE	REFERENCE	DENOMINATION	AMOUNT
019	70.08073.00	BRAKE CABLE ADAPTER	2
020	70.05031.00	LEFT BRAKE LEVER	1
021	604.10050.86	BOLT DIN931 M10x50	4
022	104.10000.00	WASHER DIN7980 D10	4
023	701.08000.66	NUT DIN934 M8X1,25	2
024	603.08040.86	SCREW DIN933	2
025	70.05030.00	RIGHT BRAKE LEVER	1
026	01.00514.02	AXLE CIL/CPA	2

FOOT BRAKE AND HANDBRAKE

FOOTBRAKE AND HANDBRAKE

CHASSIS: 53127

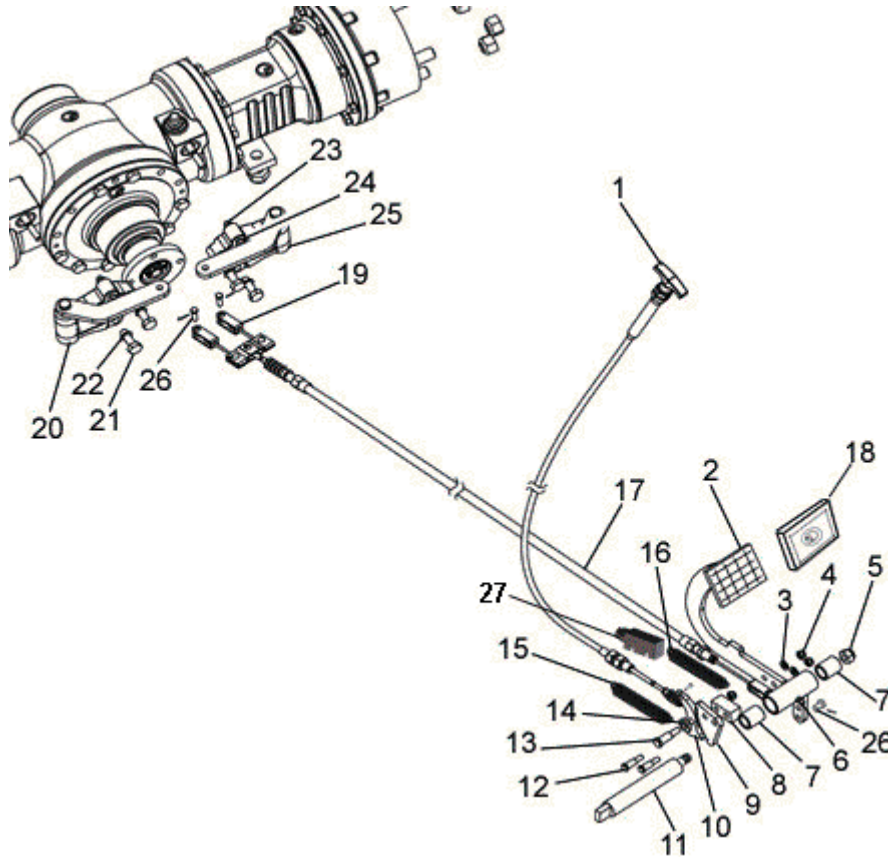


FIGURE	REFERENCE	DENOMINATION	AMOUNT
001	70.05015.00	BRAKE CABLE 1415	1
002	70.05130.00	BRAKE PEDAL 85X226X272	1
003	101.08000.66	WASHER DIN125 D8	2
004	711.08000.66	NUT DIN982 M8	2
005	711.12000.66	NUT DIN982 M12	1
006	901.08000.33	GREASER DIN71412-A M8x1,25	1
007	923.18030.00	BEARING	2
008	70.08071.00	THICK	1
009	70.08070.00	THICK	1
010	70.08072.00	BRAKE CLAMP	1
011	45.00520.00	AXLE COR/ROS	1
012	604.08050.86	SCREW DIN931	2
013	01.00309.00	SCREW DIN933*	2
014	01.00345.00	WASHER DIN1441*	2
015	70.05040.00	SPRING TENSION 9.5X12X91	1
016	60.00322.00	SPRING TENSION	1
017	70.08075.01	BRAKE CABLE D3.5X1121.5	1
018	43.07310.01	PANEL	1
019	70.08073.00	BRAKE CABLE ADAPTER	2

020	70.05031.00	LEFT BRAKE LEVER	1
021	604.10050.86	BOLT DIN931 M10x50	4
022	104.10000.00	WASHER DIN7980 D10	4
023	701.08000.66	NUT DIN934 M8X1,25	2
024	603.08040.86	SCREW DIN933	2
025	70.05030.00	RIGHT BRAKE LEVER	1
026	01.00514.02	AXLE CIL/CPA	2
027	60.00783.00	OMRON PROTECCION MICRO APB-PG	1

FOOT BRAKE AND HANDBRAKE

FOOTBRAKE AND HANDBRAKE

CHASSIS: 72067

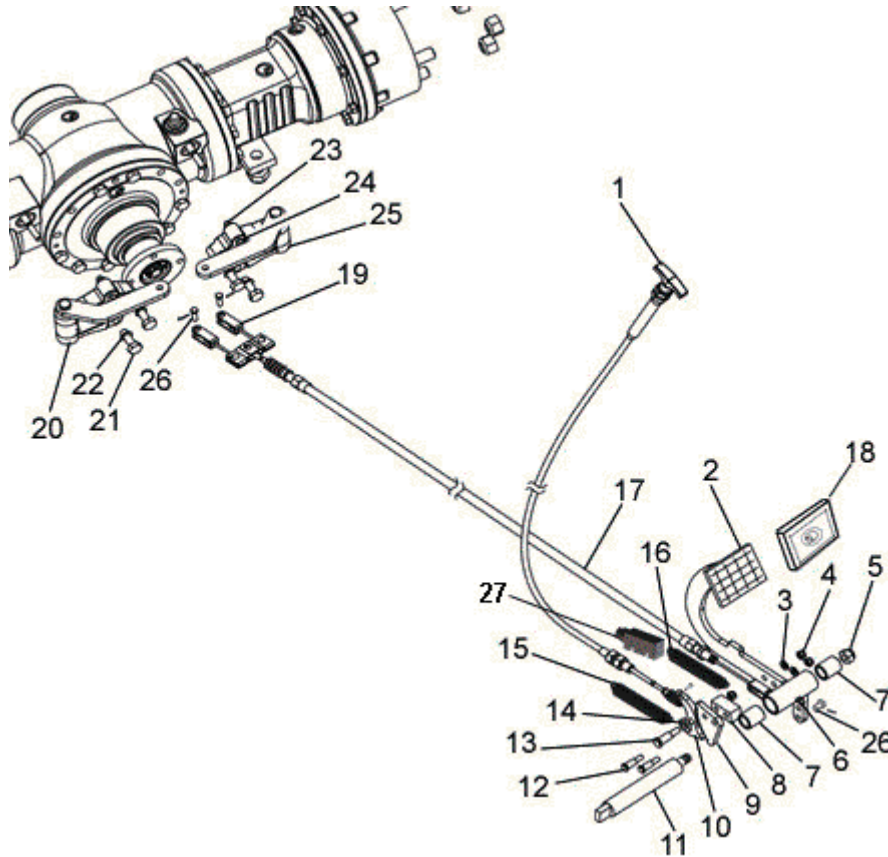


FIGURE	REFERENCE	DENOMINATION	AMOUNT
001	70.05015.01	HANDBRAKE CABLE 1415	1
002	70.05130.00	BRAKE PEDAL 85X226X272	1
003	101.08000.66	WASHER DIN125 D8	2
004	711.08000.66	NUT DIN982 M8	2
005	711.12000.66	NUT DIN982 M12	1
006	901.08000.33	GREASER DIN71412-A M8x1,25	1
007	923.18030.00	BEARING	2
008	70.08071.00	THICK	1
009	70.08070.00	THICK	1
010	70.08072.00	BRAKE CLAMP	1
011	45.00520.00	AXLE COR/ROS	1
012	604.08050.86	SCREW DIN931	2
013	01.00309.00	SCREW DIN933*	2
014	01.00345.00	WASHER DIN1441*	2
015	70.05040.00	SPRING TENSION 9.5X12X91	1
016	60.00322.00	SPRING TENSION	1
017	70.08075.01	BRAKE CABLE D3.5X1121.5	1
018	43.07310.01	PANEL	1
019	70.08073.00	BRAKE CABLE ADAPTER	2

020	70.05031.00	LEFT BRAKE LEVER	1
021	604.10050.86	BOLT DIN931 M10x50	4
022	104.10000.00	WASHER DIN7980 D10	4
023	701.08000.66	NUT DIN934 M8X1,25	2
024	603.08040.86	SCREW DIN933	2
025	70.05030.00	RIGHT BRAKE LEVER	1
026	01.00514.02	AXLE CIL/CPA	2
027	60.00783.00	OMRON PROTECCION MICRO APB-PG	1

06. STEERING

DRIVE PINION

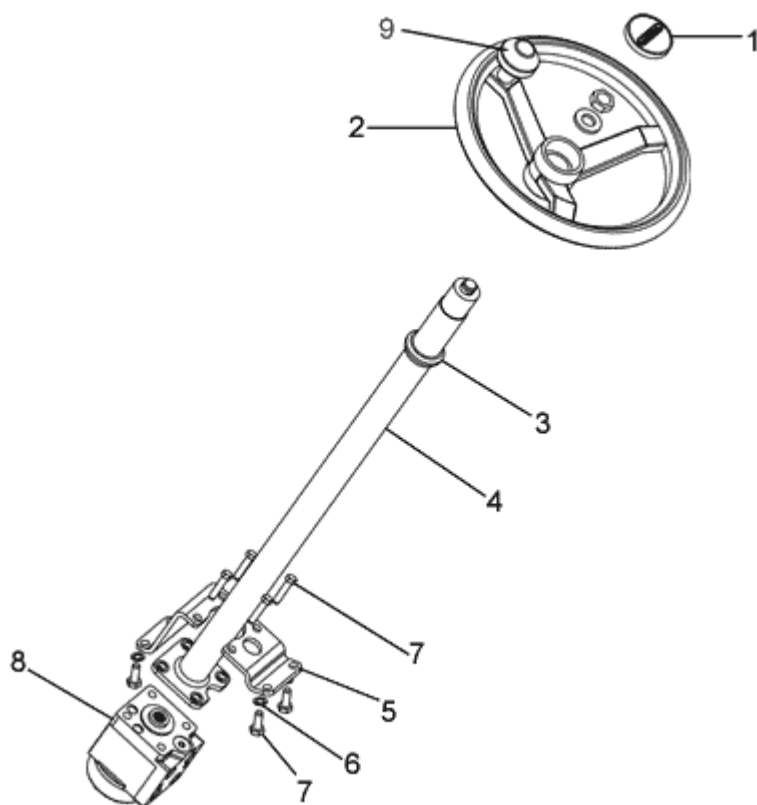


FIGURE	REFERENCE	DENOMINATION	AMOUNT
001	00.00626.03	TRIM	1
002	15.01016.01	STEERING WHEEL D21-315 WITH POMMEL	1
003	15.20727.00	NYLON BEARING 16x38x52	1
004	55.10680.00	STEERING COLUMM	1
005	70.06010.00	ANGULAR SUPPORT	1
006	104.10000.00	WASHER DIN7980 D10	4
007	603.10025.86	SCREW DIN933 M10x25	8
008	31.00613.00	STEERING VALVE	1
009	15.10161.01	KNOB	1

06. STEERING

DRIVE PINION

CHASSIS: 63368

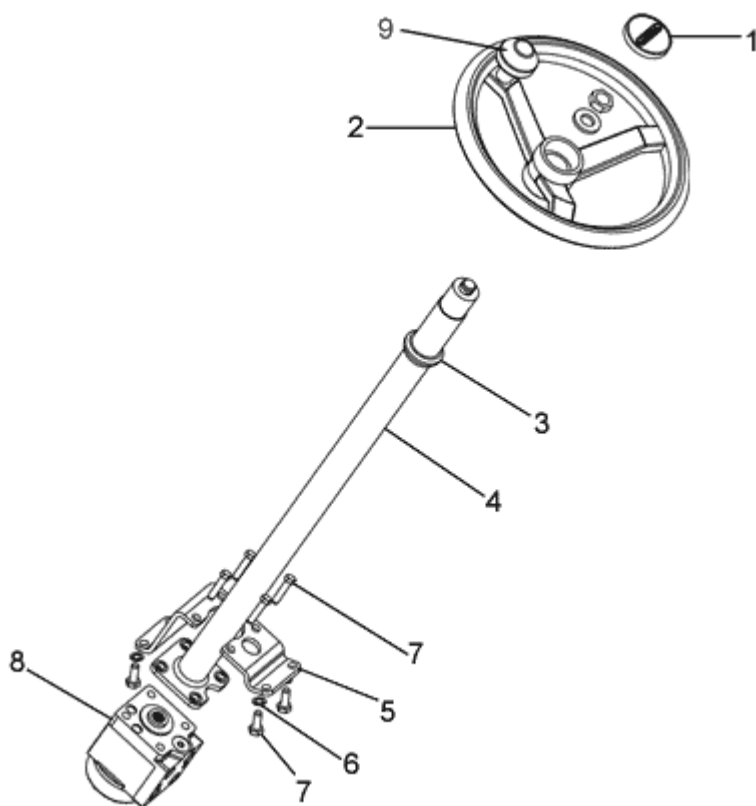


FIGURE	REFERENCE	DENOMINATION	AMOUNT
001	00.00626.05	TRIM	1
002	15.01016.01	STEERING WHEEL D21-315 WITH POMMEL	1
003	15.20727.00	NYLON BEARING 16x38x52	1
004	55.10680.00	STEERING COLUMN	1
005	70.06010.00	ANGULAR SUPPORT	1
006	104.10000.00	WASHER DIN7980 D10	4
007	603.10025.86	SCREW DIN933 M10x25	8
008	31.00613.00	STEERING VALVE	1
009	15.10161.01	KNOB	1

06. STEERING

DRIVE PINION

CHASSIS: 79164

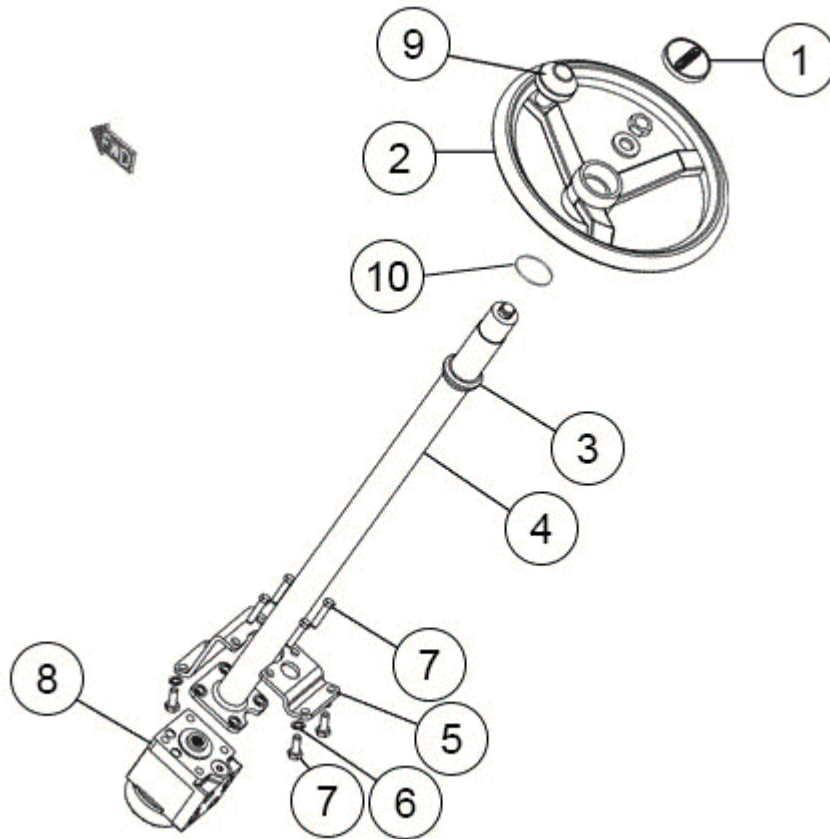


FIGURE	REFERENCE	DENOMINATION	AMOUNT
001	00.00626.05	TRIM	1
002	15.01016.01	STEERING WHEEL D21-315 WITH POMMEL	1
003	15.20727.01	NYLON BEARING 17X38X52	1
004	55.10680.00	STEERING COLUMN	1
005	70.06010.00	ANGULAR SUPPORT	1
006	104.10000.00	WASHER DIN7980 D10	4
007	603.10025.86	SCREW DIN933 M10x25	8
008	31.00613.00	STEERING VALVE	1
009	15.10161.01	KNOB	1
010	201.03953.50	O-RING DIN3770 D39.5XD3	1

06. STEERING

STEERING CYLINDER MOUNTING



FIGURE	REFERENCE	DENOMINATION	AMOUNT
001	720.08000.66	NUT DIN985 M8 AUTOLOCKING	3
002	601.08065.86	SCREW DIN912 M8x65	3
003	70.04222.00	CYL/CPA AXLE	1
004	70.04231.00	BUSH 35X45X40	2
005	949.05050.00	BUSHING 50x55x50 DIN 1494	2
006	401.05060.60	PIN	1
007	70.04400.04	CENTRAL ARTICULATED SUPPORT	1
008	70.09065.00	CYL/CPA AXLE	1
009	70.09050.00	CYLINDER	1
010	70.09056.00	AXLE	1
011	70.99110RE00	GASKET SET	1
012	201.05003.50	SCREW DIN933	1
013	201.04804.50	SEALED	1
014	70.04402.00	WASHER Ø32xØ70x10	1
015	01.01319.00	NUT DIN935 M30x2x30	1
016	70.04405.00	RING 50x12x78	1
017	70.44000RE04	CENTRAL ARTICULATED SUPPORT	1

06. STEERING

STEERING CYLINDER MOUNTING

CHASSIS: 47838



FIGURE	REFERENCE	DENOMINATION	AMOUNT
001	720.08000.66	NUT DIN985 M8 AUTOLOCKING	3
002	601.08065.86	SCREW DIN912 M8x65	3
003	70.04222.00	CYL/CPA AXLE	1
004	70.04231.00	BUSH 35X45X40	2
005	949.05050.00	BUSHING 50x55x50 DIN 1494	2
006	401.05060.60	PIN	1
007	70.04400.04	CENTRAL ARTICULATED SUPPORT	1
008	70.09065.00	CYL/CPA AXLE	1
009	70.09050.00	CYLINDER	1
010	70.09056.00	AXLE	1
011	70.99110RE00	GASKET SET	1
012	201.05003.50	SCREW DIN933	1
013	201.04804.50	SEALED	1
014	70.04402.00	WASHER Ø32xØ70x10	1
015	01.01319.00	NUT DIN935 M30x2x30	1
016	70.04405.00	RING 50x12x78	1
017	70.44000RE04	CENTRAL ARTICULATED SUPPORT	1

06. STEERING

STEERING CYLINDER MOUNTING

CHASSIS: 52508



FIGURE	REFERENCE	DENOMINATION	AMOUNT
001	720.08000.66	NUT DIN985 M8 AUTOLOCKING	3
002	601.08065.86	SCREW DIN912 M8x65	3
003	70.04222.00	CYL/CPA AXLE	1
004	70.04231.00	BUSH 35X45X40	2
005	949.05050.00	BUSHING 50x55x50 DIN 1494	2
006	401.05060.60	PIN	1
007	70.04400.04	CENTRAL ARTICULATED SUPPORT	1
008	70.09065.00	CYL/CPA AXLE	1
009	70.09050.00	CYLINDER	1
010	70.09056.00	AXLE	1
011	70.99110RE00	GASKET SET	1
012	201.05003.50	SCREW DIN933	1
013	201.04804.50	SEALED	1
014	70.04402.00	WASHER Ø32xØ70x10	1
015	01.01319.00	NUT DIN935 M30x2x30	1
016	70.04405.00	RING 50x12x78	1
017	70.44000RE04	CENTRAL ARTICULATED SUPPORT	1

06. STEERING

STEERING CYLINDER MOUNTING

CHASSIS: 84612



FIGURE	REFERENCE	DENOMINATION	AMOUNT
001	720.08000.66	NUT DIN985 M8 AUTOLOCKING	3
002	601.08065.86	SCREW DIN912 M8x65	3
003	70.04222.00	CYL/CPA AXLE	1
004	70.04231.00	BUSH 35X45X40	2
005	949.05050.00	BUSHING 50x55x50 DIN 1494	2
006	401.05060.60	PIN	1
007	70.04400.04	CENTRAL ARTICULATED SUPPORT	1
008	70.09065.00	CYL/CPA AXLE	1
009	70.09050.00	CYLINDER	1
010	70.09056.00	AXLE	1
011	70.99110RE00	GASKET SET	1
012	201.05003.50	SCREW DIN933	1
013	201.04804.50	SEALED	1
014	70.04402.00	WASHER Ø32xØ70x10	1
015	01.01319.00	NUT DIN935 M30x2x30	1
016	70.04405.00	RING 50x12x78	1
017	70.44000RE04	CENTRAL ARTICULATED SUPPORT	1
018	70.05545.00	REGUL SKIM D55XD45.5X0.5	1

07. WHEELS

WHEELS

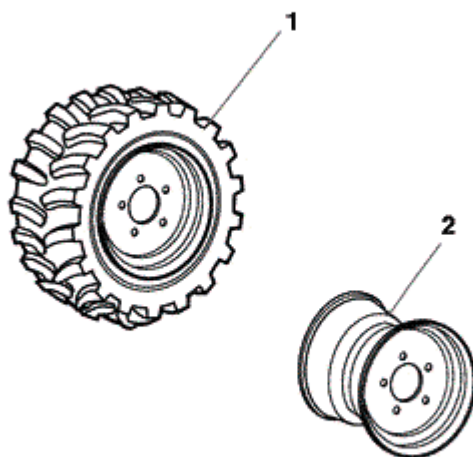


FIGURE	REFERENCE	DENOMINATION	AMOUNT
001A	70.07030IZ00	MOUNTING WHEEL LEFT	2
001B	70.07030DE00	MOUNTING WHEEL RIGHT MOD.120	2
002	70.07032.00	RIM	4

07. WHEELS

WHEELS

CHASSIS: 75282



FIGURE	REFERENCE	DENOMINATION	AMOUNT
001L	70.07030IZ01	COMPLETE LEFT WHEEL 10.0/75-15.3	2
001R	70.07030DE01	COMPLETE RIGHT WHEEL 10.0/75-15.3	2
002	70.07032.01	RIM 9.00X15.3 OFF.0	4

COMMENTS

MOD.4527

08. BODYWORK SHEETS

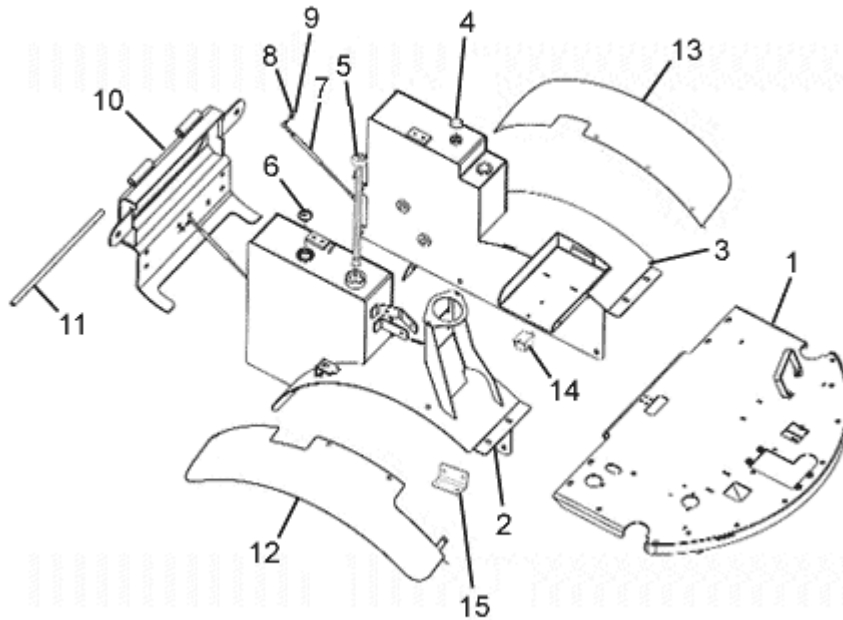


FIGURE	REFERENCE	DENOMINATION	AMOUNT
001	70.08040.03	FOOT SHEET (150)	1
002	70.02040.01	FUEL TANK 23 L	1
003	70.10050.01	OIL TANK	1
004	70.10054.01	OIL LEVEL BAR	1
005	65.02412.00	LEVEL, NEEDLE FUEL	1
006	70.02038.00	FUEL CAP	1
007	70.08038.01	SHOCK ABSORBER	2
008	112.08000.66	WASHER DIN9021 D8	4
009	720.08000.66	NUT DIN985 M8 AUTOLOCKING	4
010	70.08035.00	SUPPORT SHEET	1
011	70.08024.00	CY/CYL AXLE	1
012	70.08210.00	MUDGUARD	1
013	70.08220.00	MUDGUARD	1
014	10.14288.00	STARTING RELAY 70A	1
015	70.02033.00	FUEL FILTER SUPPORT	1

08. BODYWORK

SHEETS

CHASSIS: 59716

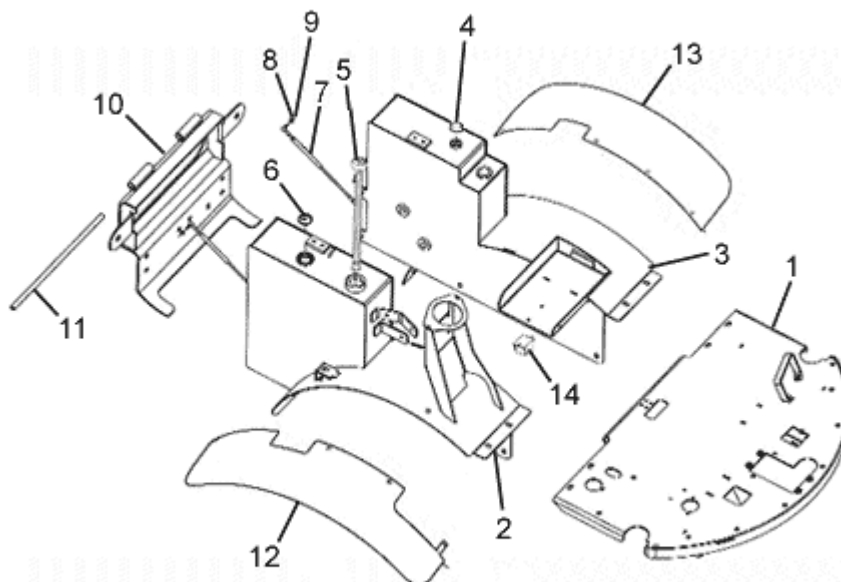


FIGURE	REFERENCE	DENOMINATION	AMOUNT
001	70.08040.03	FOOT SHEET (150)	1
002	70.02040.02	FUEL TANK 23L.	1
003	70.10050.01	OIL TANK	1
004	70.10054.01	OIL LEVEL BAR	1
005	65.02412.00	LEVEL, NEEDLE FUEL	1
006	70.02038.00	FUEL CAP	1
007	70.08038.01	SHOCK ABSORBER	2
008	112.08000.66	WASHER DIN9021 D8	4
009	720.08000.66	NUT DIN985 M8 AUTOLOCKING	4
010	70.08035.00	SUPPORT SHEET	1
011	70.08024.00	CY/CYL AXLE	1
012	70.08210.00	MUDGUARD	1
013	70.08220.00	MUDGUARD	1
014	10.14288.00	STARTING RELAY 70A	1

08. BODYWORK SHEETS

CHASSIS: 72629

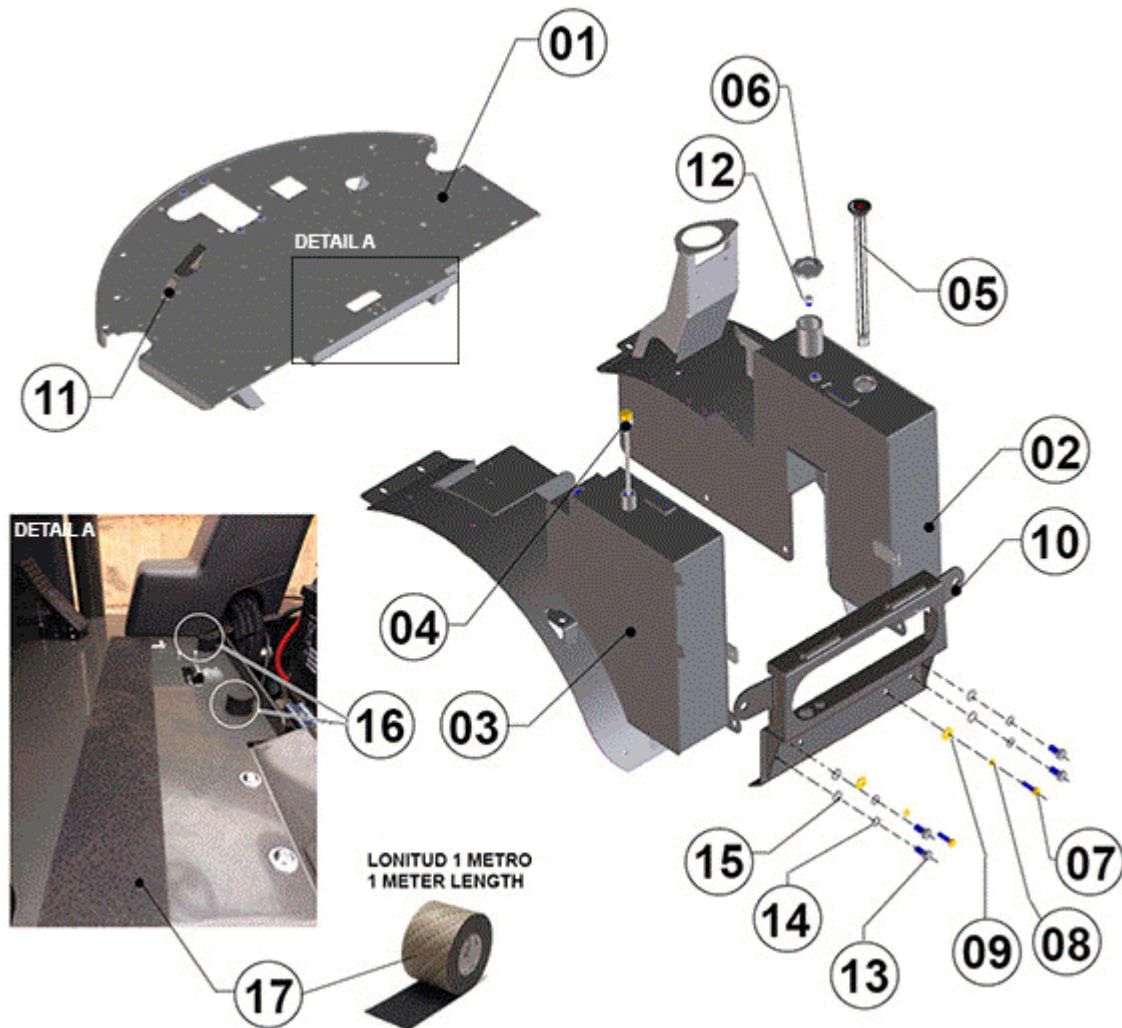


FIGURE	REFERENCE	DENOMINATION	AMOUNT
001	70.08040.03	FOOT SHEET (150)	1
002	70.02040.05	FUEL TANK 23L	1
003	70.10050.01	OIL TANK	1
004	70.10054.01	OIL LEVEL BAR	1
005	65.02412.00	LEVEL, NEEDLE FUEL	1
006	15.01524.00	TANK CAP	1
007	603.10040.86	BOLT DIN933 M10x40	2
008	104.10000.00	WASHER DIN7980 D10	2
009	112.10000.66	WASHER DIN9021 D10	2
010	70.08035.00	SUPPORT SHEET	1
011	70.08039.00	SUPPORT	1
012	20.02042.01	VALVE	1
013	603.14030.86	BOLT DIN933 M14x30	4
014	104.14000.00	CIR-CLIP EXT. DIN7980	4

015	101.14000.66	WASHER DIN125 D14	4
016	70.08029.00	BUMPER	2
017	476.00100.00	PLATE WEARING	1

08. BODYWORK LIGHTING EQUIPMENT (PART 2)

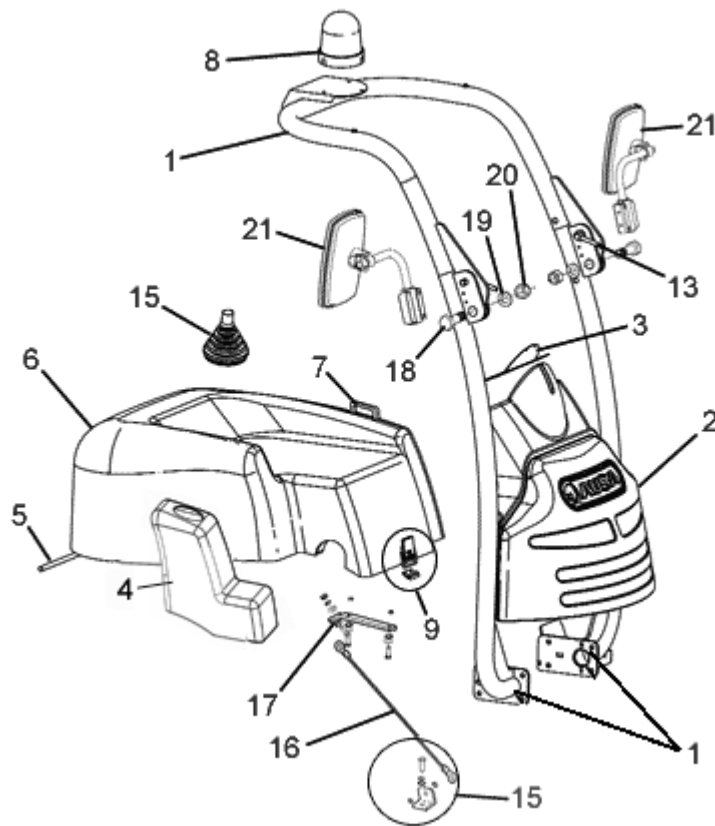


FIGURE	REFERENCE	DENOMINATION	AMOUNT
001	70.08100.03	PROTECTOR ARC	1
002	70.08010.00	STEERING SUPPORT PROTECTOR	1
003	70.11010.00	SUPPORT 503x184x2	1
004	70.08060.00	DISTRIBUTOR PROTECTOR	1
005	70.08024.00	CY/CYL AXLE	1
006	70.08020.00	GROUP ENGINE PROTECTOR	1
007	70.08025.00	HANDLE	1
008	01.00921.00	BEACON	1
009	70.08026.00	ENGINE COVER LOCKING	1
013	70.08104.00	PIN WITH CHAIN	1
016	70.08032.00	ACTIONAMENT CABLE	1
017	70.08033.00	SUPPORT	1
018	604.20065.86	SCREW DIN931	2
019	101.20000.66	WASHER DIN125	2
020	711.20000.66	NUT	2
021	09.11009.00	REARVIEW MIRROR COMPLETE ASSY	2
022	43.50349.00	DUST PROTECTOR	1

08. BODYWORK

LIGHTING EQUIPMENT (PART 2)

CHASSIS: 42732

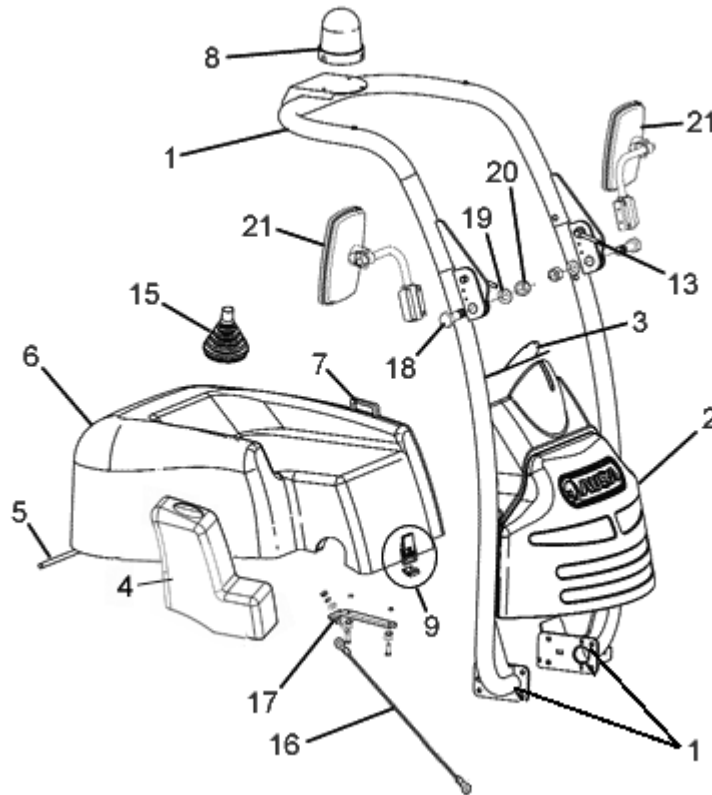


FIGURE	REFERENCE	DENOMINATION	AMOUNT
001	70.08100.03	PROTECTOR ARC	1
002	70.08010.00	STEERING SUPPORT PROTECTOR	1
003	70.11010.00	SUPPORT 503x184x2	1
004	70.08060.00	DISTRIBUTOR PROTECTOR	1
005	70.08024.00	CY/CYL AXLE	1
006	70.08020.00	GROUP ENGINE PROTECTOR	1
007	70.08025.00	HANDLE	1
008	01.00921.00	BEACON	1
009	70.08026.00	ENGINE COVER LOCKING	1
013	70.08104.00	PIN WITH CHAIN	1
015	43.50349.00	DUST PROTECTOR	1
016	70.08032.00	ACTIONAMENT CABLE	1
017	70.08033.00	SUPPORT	1
018	604.20065.86	SCREW DIN931	2
019	101.20000.66	WASHER DIN125	2
020	711.20000.66	NUT	2
021	09.11009.00	REARVIEW MIRROR COMPLETE ASSY	2

08. BODYWORK

LIGHTING EQUIPMENT (PART 2)

CHASSIS: 46940

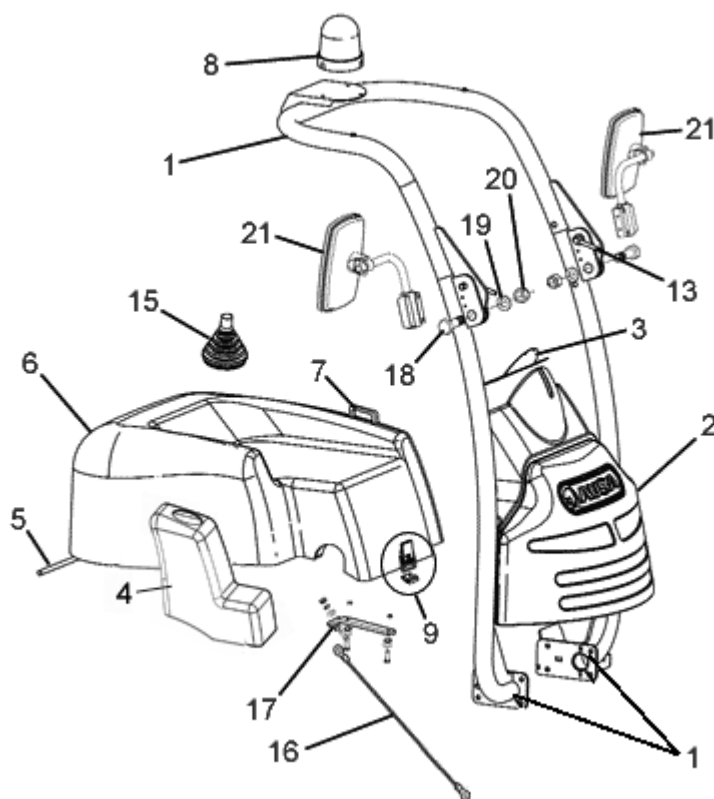


FIGURE	REFERENCE	DENOMINATION	AMOUNT
001	70.08100.03	PROTECTOR ARC	1
002	70.08009.02	STEERING SUPPORT PROTECTOR	1
003	70.11010.00	SUPPORT 503x184x2	1
004	70.08060.00	DISTRIBUTOR PROTECTOR	1
005	70.08024.00	CY/CYL AXLE	1
006	70.08020.00	GROUP ENGINE PROTECTOR	1
007	70.08025.00	HANDLE	1
008	01.00921.00	BEACON	1
009	70.08026.00	ENGINE COVER LOCKING	1
013	70.08104.00	PIN WITH CHAIN	1
015	43.50349.00	DUST PROTECTOR	1
016	70.08032.00	ACTIONAMENT CABLE	1
017	70.08033.00	SUPPORT	1
018	604.20065.86	SCREW DIN931	2
019	101.20000.66	WASHER DIN125	2
020	711.20000.66	NUT	2
021	09.11009.00	REARVIEW MIRROR COMPLETE ASSY	2

08. BODYWORK

LIGHTING EQUIPMENT (PART 2)

CHASSIS: 61078

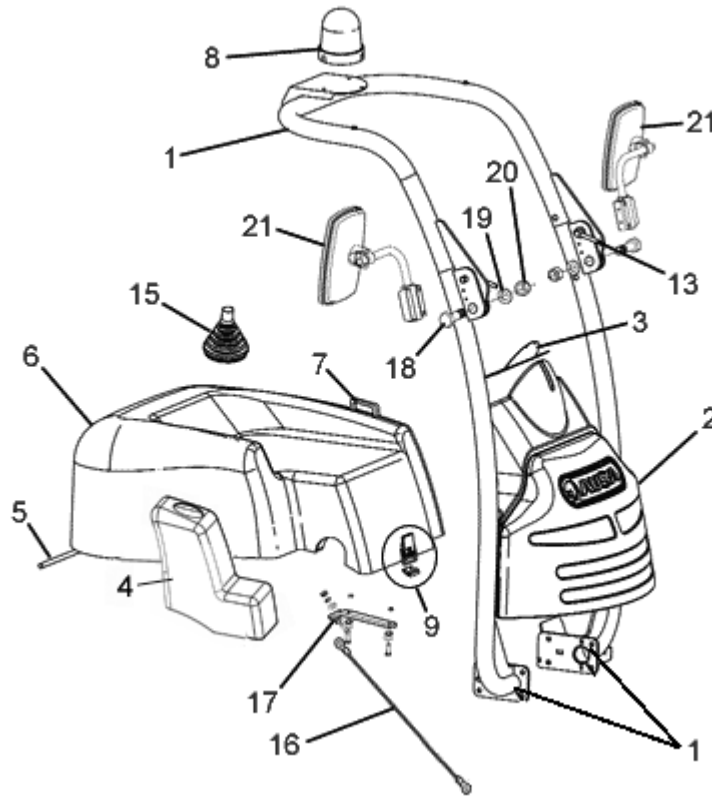


FIGURE	REFERENCE	DENOMINATION	AMOUNT
001	70.08100.03	PROTECTOR ARC	1
002	70.08009.02	STEERING SUPPORT PROTECTOR	1
003	70.11010.00	SUPPORT 503x184x2	1
004	70.08060.00	DISTRIBUTOR PROTECTOR	1
005	70.08024.00	CY/CYL AXLE	1
006	70.08020.00	GROUP ENGINE PROTECTOR	1
007	70.08025.00	HANDLE	1
008	01.00921.02	ROTATING LIGHT BRITAX	1
009	70.08026.00	ENGINE COVER LOCKING	1
013	70.08104.00	PIN WITH CHAIN	1
015	43.50349.00	DUST PROTECTOR	1
016	70.08032.00	ACTIONAMENT CABLE	1
017	70.08033.00	SUPPORT	1
018	604.20065.86	SCREW DIN931	2
019	101.20000.66	WASHER DIN125	2
020	711.20000.66	NUT	2
021	09.11009.00	REARVIEW MIRROR COMPLETE ASSY	2

08. BODYWORK

LIGHTING EQUIPMENT (PART 2)

CHASSIS: 83436

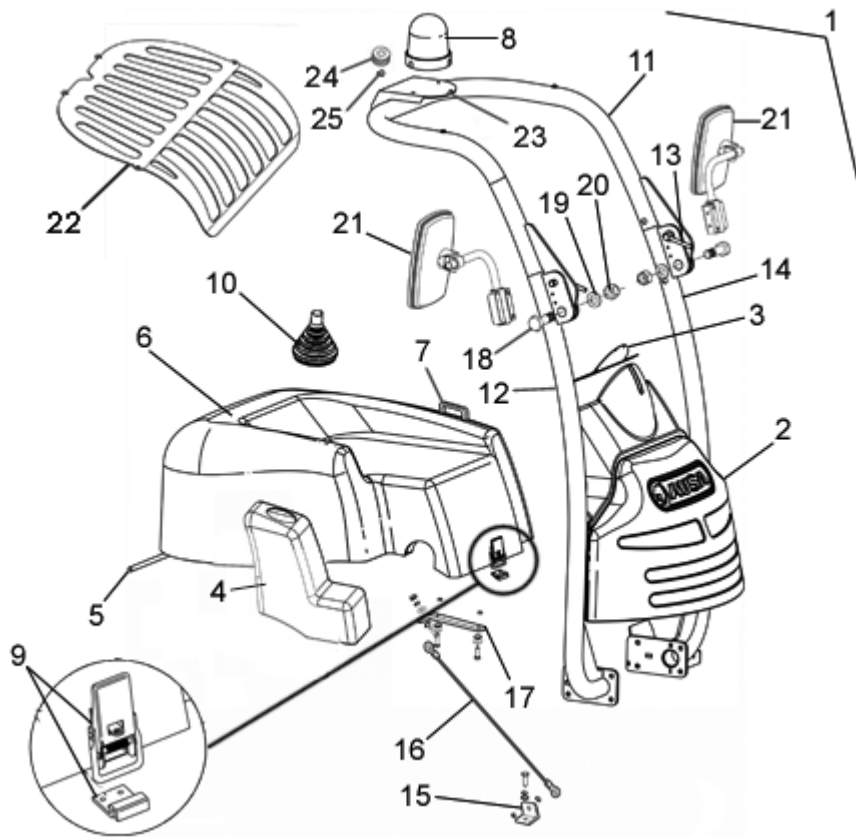


FIGURE	REFERENCE	DENOMINATION	AMOUNT
001	70.08100.03	PROTECTOR ARC	1
002	70.08009.02	STEERING SUPPORT PROTECTOR	1
003	70.11010.00	SUPPORT 503x184x2	1
004	70.08060.00	DISTRIBUTOR PROTECTOR	1
005	70.08024.00	CY/CYL AXLE	1
006	70.08020.04	COMPLETE ENGINE GUARD	1
007	70.08025.00	HANDLE	1
008	01.00921.02	ROTATING LIGHT BRITAX	1
009	70.08026.00	ENGINE COVER LOCKING	1
013	70.08104.00	PIN WITH CHAIN	1
015	43.50349.00	DUST PROTECTOR	1
016	70.08032.00	ACTIONAMENT CABLE	1
017	70.08033.00	SUPPORT	1
018	604.20065.86	SCREW DIN931	2
019	101.20000.66	WASHER DIN125	2
020	711.20000.66	NUT	2
021	09.11009.00	REARVIEW MIRROR COMPLETE ASSY	2

08. BODYWORK

ENGINE COVER

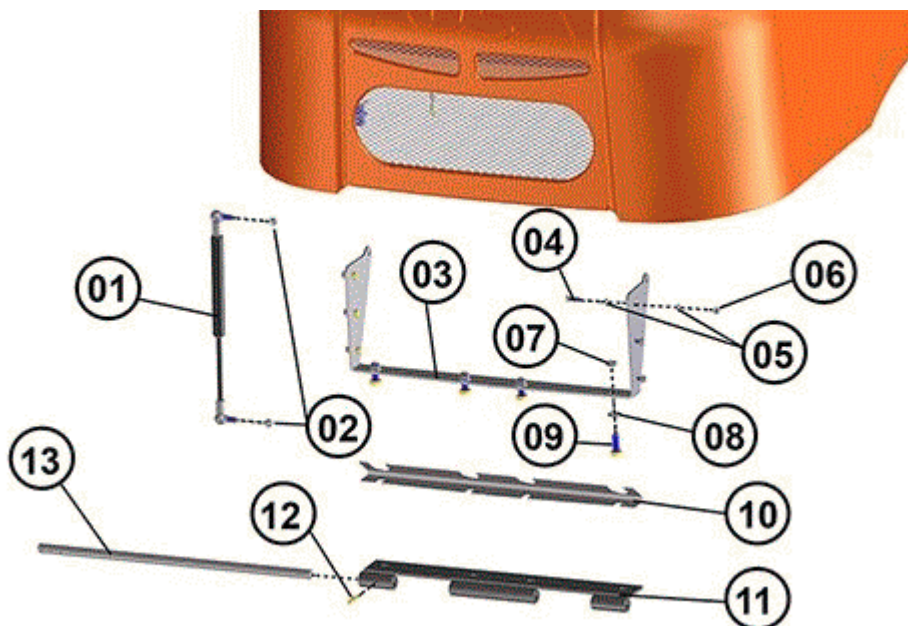


FIGURE	REFERENCE	DENOMINATION	AMOUNT
001	70.08038.01	SHOCK ABSORBER	2
002	711.08000.66	NUT DIN982 M8	4
003	70.08019.00	CHEST PLATE	1
004	603.06020.86	SCREW DIN933 M6x20	6
005	101.06000.66	WASHER DIN125 D6	12
007	701.10000.66	NUT DIN934 M10x1.5	4
008	101.08000.66	WASHER DIN125 D8	4
009	603.10030.86	SCREW DIN933	4
010	70.08107.00	BRACKET	1
011	70.08027.00	MOTOR GUARD HINGE	1
012	402.06030.00	PIN	1
013	70.08024.00	CY/CYL AXLE	1

08. BODYWORK COUNTERWEIGHT

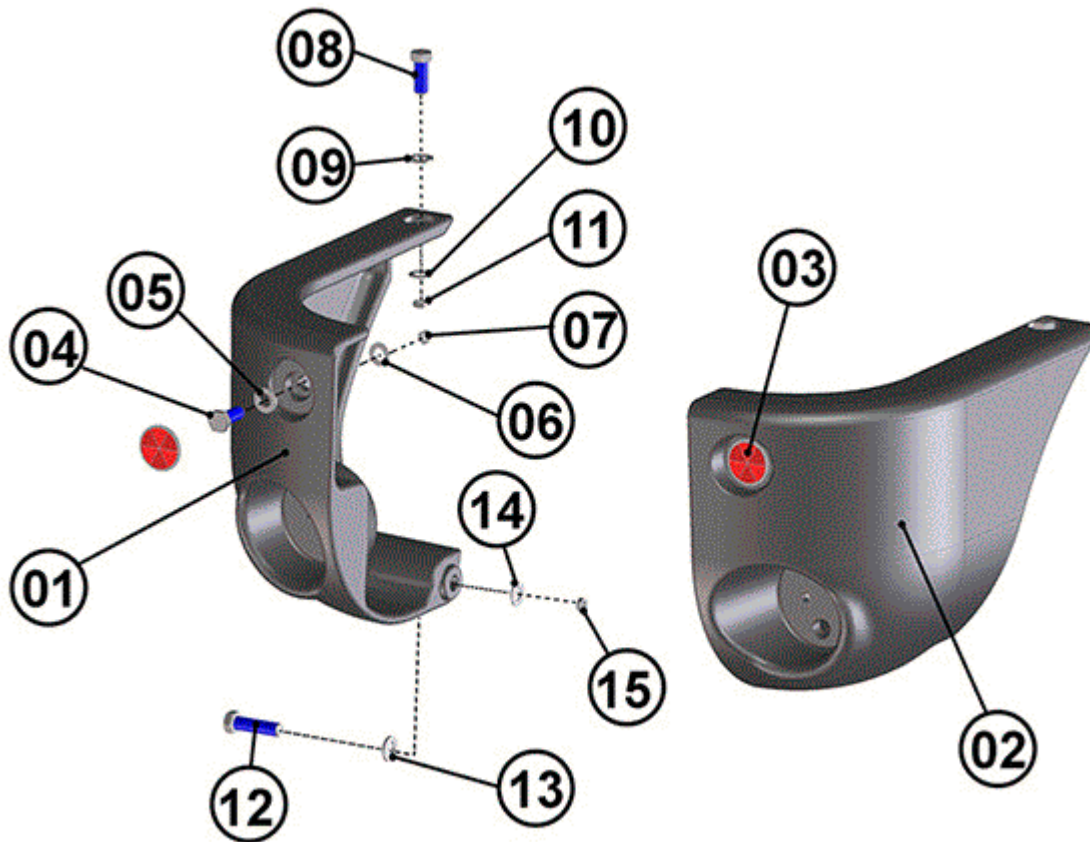


FIGURE	REFERENCE	DENOMINATION	AMOUNT
001	70.08030.00	COUNTERWEIGHT	1
002	70.08031.00	COUNTERWEIGHT	1
003	70.08028.00	RETROREFLECTOR	2
004	603.16040.86	SHOCK ABSORBER, 35x50x72	2
005	101.16000.66	WASHER DIN125 D16	2
006	105.16000.66	EQUIV.104.16000.00	2
007	701.16000.66	NUT	2
008	603.16040.86	SHOCK ABSORBER, 35x50x72	2
009	101.16000.66	WASHER DIN125 D16	2
010	105.16000.66	EQUIV.104.16000.00	2
011	701.16000.66	NUT	2
012	603.16060.86	SCREW DIN933	2
013	101.16000.66	WASHER DIN125 D16	2
014	105.16000.66	EQUIV.104.16000.00	2
015	701.16000.66	NUT	2

08. BODYWORK SEAT

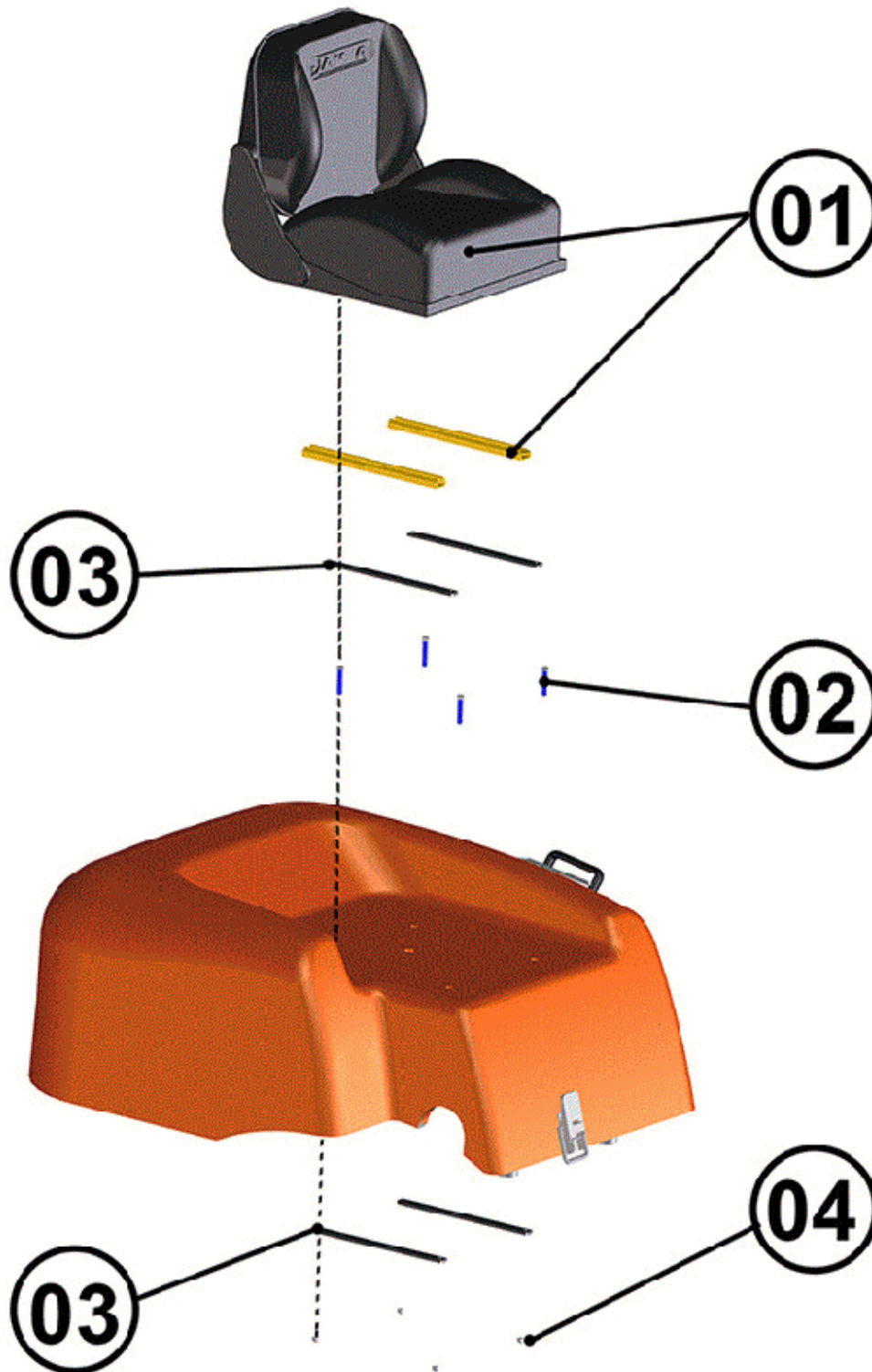


FIGURE	REFERENCE	DENOMINATION	AMOUNT
001	43.00790.03	DRIVERS SEAT	1
002	604.08050.86	SCREW DIN931	4
003	10.11081.00	PIN SUPPORT 6X20X317	4

004

711.08000.66

NUT DIN982 M8

4

09. MACHINE FUNCTIONS IMPLEMENTS SYSTEM TURN

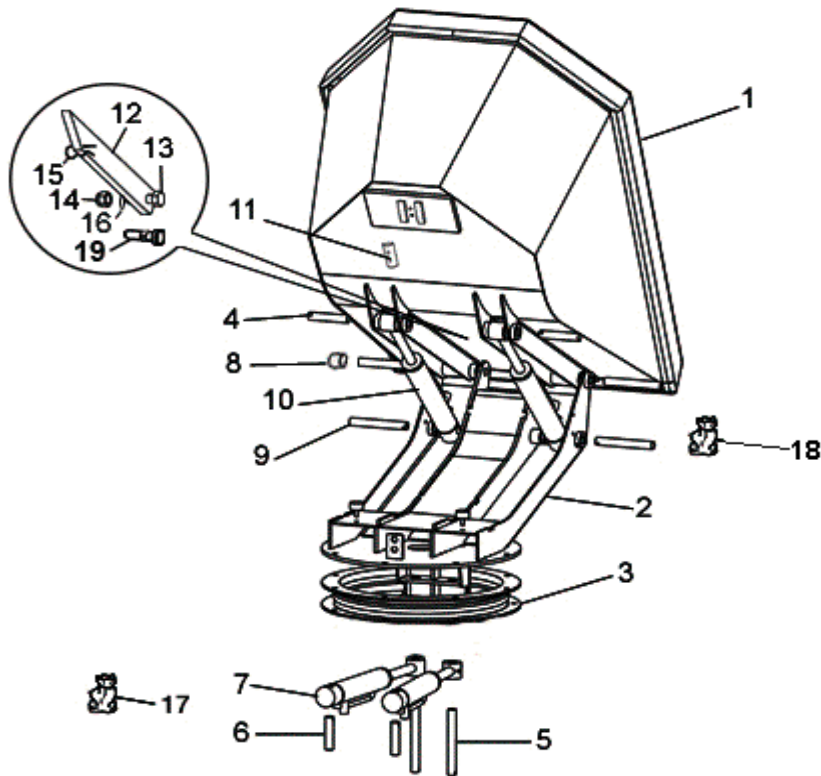


FIGURE	REFERENCE	DENOMINATION	AMOUNT
001	70.09110.00	HOPPER (150 AHG)	1
002	70.09300.00	FIXATION SUPPORT	1
003	70.09026.00	CROWN	1
004	70.09056.00	AXLE	2
005	70.09031.00	CPA/CPA AXLE	2
006	70.09079.00		2
007	70.09070.00	CYLINDER	2
008	70.09066.00	BEARING	4
009	70.09059.00	CPA/CPA AXLE	2
010	70.09080.00	CYLINDER	2
011	70.09024.00	BUMPER	1
012	70.09090.00		1
013	603.14050.86	SCREW DIN933	1
014	711.14000.66	NUT DIN982 M14 8.8 K	1
015	15.00836.00	PIN DIN11024 R4	1
016	101.14000.66	WASHER DIN125 D14	1
017	70.99110RE00	GASKET SET	1
018	70.99100RE00	GASKET SET	1

09. MACHINE FUNCTIONS IMPLEMENTS SYSTEM TURN

FIGURE	REFERENCE	DENOMINATION	AMOUNT
019	410.04008.02	PIN	1

10. HYDRAULIC INSTALLATION HYDRAULIC TANK

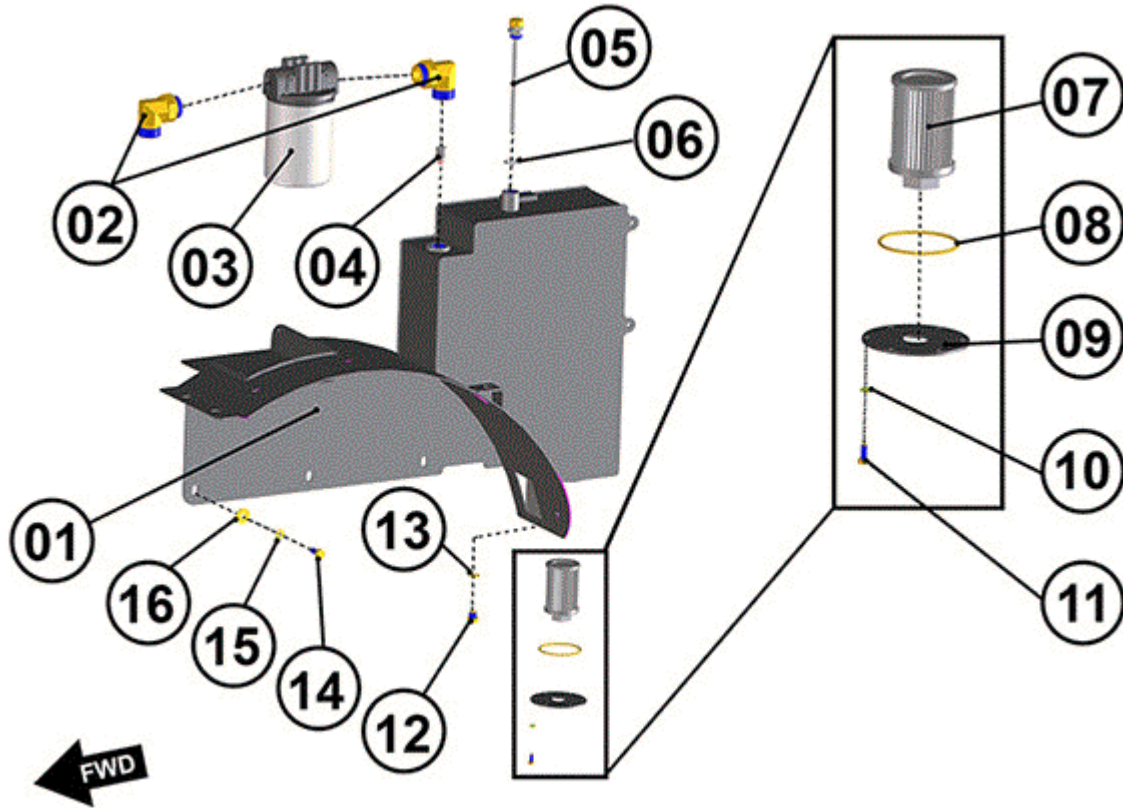


FIGURE	REFERENCE	DENOMINATION	AMOUNT
001	70.10050.01	OIL TANK	1
002	70.10202.00	FITTING C90M/M 11/4G - 11/4G	2
003	70.10051.00	COMPLETE OIL FILTER ASSY	1
004	70.10201.00	"NIPPLE M/TL 1" GAS X 1" 1/4 GAS"	1
005	70.10054.01	OIL LEVEL BAR	1
006	08.00316.01	GASKET MET. BUNA	1
007	09.00630.61	OIL FILTER ASP. 25 L/MIN	1
008	201.75003.50	O-RING DIN3770 75x81x3	1
009	02.01432.01	COVER HANDHOLE	1
010	104.06000.00	WASHER DIN7980 D6	6
011	603.06015.86	SCREW DIN933 M6x15	6
012	00.02803.00	SCREW DIN910*	1
013	107.14000.10	WASHER AL 14x20x1.5	1
014	603.10025.86	SCREW DIN933 M10x25	3
015	105.10000.66	WASHER DIN7980 D10	3
016	112.10000.66	WASHER DIN9021 D10	3

10. HYDRAULIC INSTALLATION DISTRIBUTOR

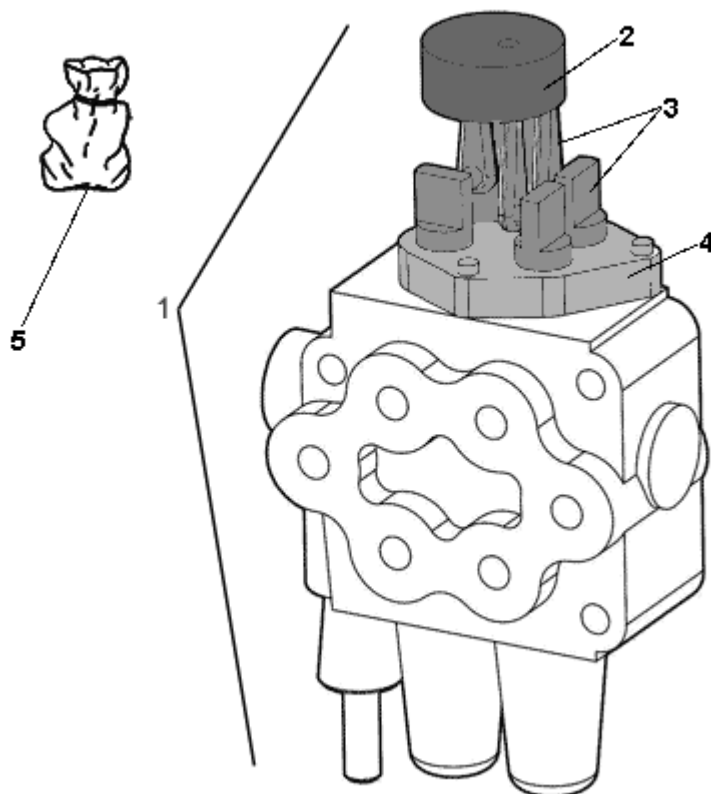


FIGURE	REFERENCE	DENOMINATION	AMOUNT
001	70.10030.00	DISTRIBUTOR 2E 40L-DD SERIE	1
002	RQ1670/728	LEVER SUPPORT	1
003	RQN1670/823	L-BALLS KIT	1
004	RQ1670/723	SUPPORT COVER	1
005	70.10003RE00	SEAL KIT	1

10. HYDRAULIC INSTALLATION SERVICE DIAGRAM

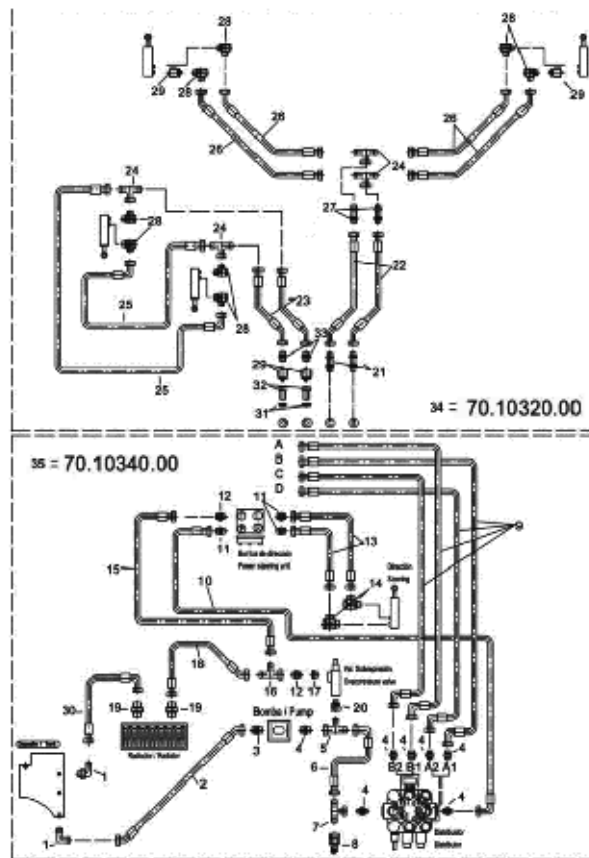


FIGURE	REFERENCE	DENOMINATION	AMOUNT
001	70.10205.00	NIPPLE C90M/M 3/4GAS - 3/4GAS	2
002	70.10268.00	HYDRAULIC HOSE R1T3/4 930 C45 3/4-C45M3	1
003	70.10221.00	FITTING M/M M30x1/2BSP	1
004	70.10222.00	FITTING M/M M18x3/8BSP	7
005	70.10223.00	FITTING M/M/TL M18x1,5	1
006	70.10224.00	HYDRAULIC HOSE R2T3/8 TL-C90 M18X1,5	1
007	70.10225.00	NIPPLE FORT M/TL/M M18X1,5	1
008	70.10226.00	FITTING M/TL M16x2- M18x1,5	1
009	70.10227.00	HYDRAULIC HOSE R1T5/16 TL-C90 M18X1,5	4
010	70.10228.00	HYDRAULIC HOSE R2T3/8 TL-C90 M18X1,5	1
011	70.10229.00	FITTING	3
012	70.10230.00	FITTING	2
013	70.10231.00	HYDRAULIC HOSE R1T3/8 TL M18- TL M16	2
014	70.10232.00	FITTING C90M/M M16-1.5x1/4BSP	2
015	70.10267.00	HYDRAULIC HOSE R1T5/8 380 TL-TL M26X1.5	1
016	70.10234.00	FITTING	1
017	70.10235.00	NIPPLE M/H 3/8GAS- 1/2GAS	1
018	70.10266.00	HYDRAULIC HOSE R1T5/8 1070 TL-C45 M26X1	1

10. HYDRAULIC INSTALLATION SERVICE DIAGRAM

FIGURE	REFERENCE	DENOMINATION	AMOUNT
019	70.10207.00	FITTING	2
020	70.10237.00	FITTING M/TL 3/8GAS - M18x1,5	1
021	70.10255.00	FITTING	2
022	70.10256.00	HYDRAULIC HOSE R1T5/16 TL M16 - C45 M18	2
023	70.10257.00	HYDRAULIC HOSE R1T5/16 TL M16 - C45 M18	2
024	70.10258.00	FITTING	4
025	70.10259.00	HYDRAULIC HOSE R1T1/4 TL-C90 M16X1,5	2
026	70.10260.00	HYDRAULIC HOSE R1T1/4 TL-C45 M16X1,5	4
027	70.10261.00	FITTING M/M M16-1.5	2
028	70.10232.00	FITTING C90M/M M16-1.5x1/4BSP	8
029	70.10245.00	"FEED CHECK VALVE DM 1/4""GAS"	4
030	70.10269.00	HYDRAULIC HOSE R1T5/8 530 TL3/4-C90M26	1
031	70.10263.00	NUT M18x1.5	2
032	70.10262.00	"NIPPLE M/H M18-1/4""GAS"	2
033	70.10238.00	NIPPLE M/M M18X1,5 - 1/4GAS	2
034	70.10320.00	PIPELINES ACTIONNAMENT KIT	1
035	70.10340.00	HYDROSTATIC TRANSMISSION PIPESLINE KIT	1

10. HYDRAULIC INSTALLATION

SERVICE DIAGRAM

CHASSIS: 53615



FIGURE	REFERENCE	DENOMINATION	AMOUNT
001	70.10205.00	NIPPLE C90M/M 3/4GAS - 3/4GAS	2
002	70.10268.00	HYDRAULIC HOSE R1T3/4 930 C45 3/4-C45M3	1
003	70.10221.00	FITTING M/M M30x1/2BSP	1
004	70.10222.00	FITTING M/M M18x3/8BSP	7
005	70.10223.00	FITTING M/M/TL M18x1,5	1
006	70.10224.00	HYDRAULIC HOSE R2T3/8 TL-C90 M18X1,5	1
007	70.10225.00	NIPPLE FORT M/TL/M M18X1,5	1
008	70.10226.00	FITTING M/TL M16x2- M18x1,5	1
009	70.10227.00	HYDRAULIC HOSE R1T5/16 TL-C90 M18X1,5	4
010	70.10228.00	HYDRAULIC HOSE R2T3/8 TL-C90 M18X1,5	1
011	70.10229.00	FITTING	3
012	70.10230.00	FITTING	2
013	70.10231.00	HYDRAULIC HOSE R1T3/8 TL M18- TL M16	2
014	70.10232.00	FITTING C90M/M M16-1.5x1/4BSP	2
015	70.10267.00	HYDRAULIC HOSE R1T5/8 380 TL-TL M26X1.5	1
016	70.10234.00	FITTING	1
017	70.10235.00	NIPPLE M/H 3/8GAS- 1/2GAS	1
018	70.10266.00	HYDRAULIC HOSE R1T5/8 1070 TL-C45 M26X1	1
019	70.10207.00	FITTING	2

020	70.10237.00	FITTING M/TL 3/8GAS - M18x1,5	1
021	70.10255.00	FITTING	2
022	70.10256.00	HYDRAULIC HOSE R1T5/16 TL M16 - C45 M18	2
023	70.10257.00	HYDRAULIC HOSE R1T5/16 TL M16 - C45 M18	2
024	70.10258.00	FITTING	4
025	70.10259.00	HYDRAULIC HOSE R1T1/4 TL-C90 M16X1,5	2
026	70.10260.00	HYDRAULIC HOSE R1T1/4 TL-C45 M16X1,5	4
027	70.10261.00	FITTING M/M M16-1.5	2
028	70.10232.00	FITTING C90M/M M16-1.5x1/4BSP	8
029	70.10245.00	"FEED CHECK VALVE DM 1/4"GAS"	3
030	70.10269.00	HYDRAULIC HOSE R1T5/8 530 TL3/4-C90M26	1
031	70.10263.00	NUT M18x1.5	2
032	70.10262.00	"NIPPLE M/H M18-1/4"GAS"	2
033	70.10238.00	NIPPLE M/M M18X1,5 - 1/4GAS	2
034	70.10320.01	ACT. HOSES KIT D 150 AHG	1
035	70.10340.00	HYDROSTATIC TRANSMISSION PIPELINE KIT	1

10. HYDRAULIC INSTALLATION

SERVICE DIAGRAM

CHASSIS: 58194




FIGURE	REFERENCE	DENOMINATION	AMOUNT
001	70.10205.00	NIPPLE C90M/M 3/4GAS - 3/4GAS	2
002	70.10268.00	HYDRAULIC HOSE R1T3/4 930 C45 3/4-C45M3	1
003	70.10221.00	FITTING M/M M30x1/2BSP	1
004	70.10222.00	FITTING M/M M18x3/8BSP	7
005	70.10223.00	FITTING M/M/TL M18x1,5	1
006	70.10224.00	HYDRAULIC HOSE R2T3/8 TL-C90 M18X1,5	1
007	70.10225.00	NIPPLE FORT M/TL/M M18X1,5	1
008	70.10226.00	FITTING M/TL M16x2- M18x1,5	1
009	70.10227.00	HYDRAULIC HOSE R1T5/16 TL-C90 M18X1,5	4
010	70.10228.00	HYDRAULIC HOSE R2T3/8 TL-C90 M18X1,5	1
011	70.10229.00	FITTING	3
012	70.10230.00	FITTING	2
013	70.10231.00	HYDRAULIC HOSE R1T3/8 TL M18- TL M16	2
014	70.10232.00	FITTING C90M/M M16-1.5x1/4BSP	2
015	70.10267.00	HYDRAULIC HOSE R1T5/8 380 TL-TL M26X1.5	1
016	70.10234.00	FITTING	1
017	70.10235.00	NIPPLE M/H 3/8GAS- 1/2GAS	1
018	70.10266.00	HYDRAULIC HOSE R1T5/8 1070 TL-C45 M26X1	1
019	70.10207.00	FITTING	2

020	70.10237.00	FITTING M/TL 3/8GAS - M18x1,5	1
021	70.10255.00	FITTING	2
022	70.10256.00	HYDRAULIC HOSE R1T5/16 TL M16 - C45 M18	2
023	70.10257.00	HYDRAULIC HOSE R1T5/16 TL M16 - C45 M18	2
024	70.10258.00	FITTING	4
025	70.10259.00	HYDRAULIC HOSE R1T1/4 TL-C90 M16X1,5	2
026	70.10260.00	HYDRAULIC HOSE R1T1/4 TL-C45 M16X1,5	4
027	70.10261.00	FITTING M/M M16-1.5	2
028	70.10232.00	FITTING C90M/M M16-1.5x1/4BSP	8
029	70.10245.01	RESTRICTOR VALVE	3
030	70.10269.00	HYDRAULIC HOSE R1T5/8 530 TL3/4-C90M26	1
031	70.10263.00	NUT M18x1.5	2
032	70.10262.00	"NIPPLE M/H M18-1/4""GAS"	2
033	70.10238.00	NIPPLE M/M M18X1,5 - 1/4GAS	2
034	70.10320.01	ACT. HOSES KIT D 150 AHG	1
035	70.10340.00	HYDROSTATIC TRANSMISSION PIPESLINE KIT	1

10. HYDRAULIC INSTALLATION

SERVICE DIAGRAM

CHASSIS: 79314

● 00A. KIT ACCIONAMIENTOS / MACHINE FUNCTIONS

● 00B. KIT DIRECCIÓN / STEERING KIT

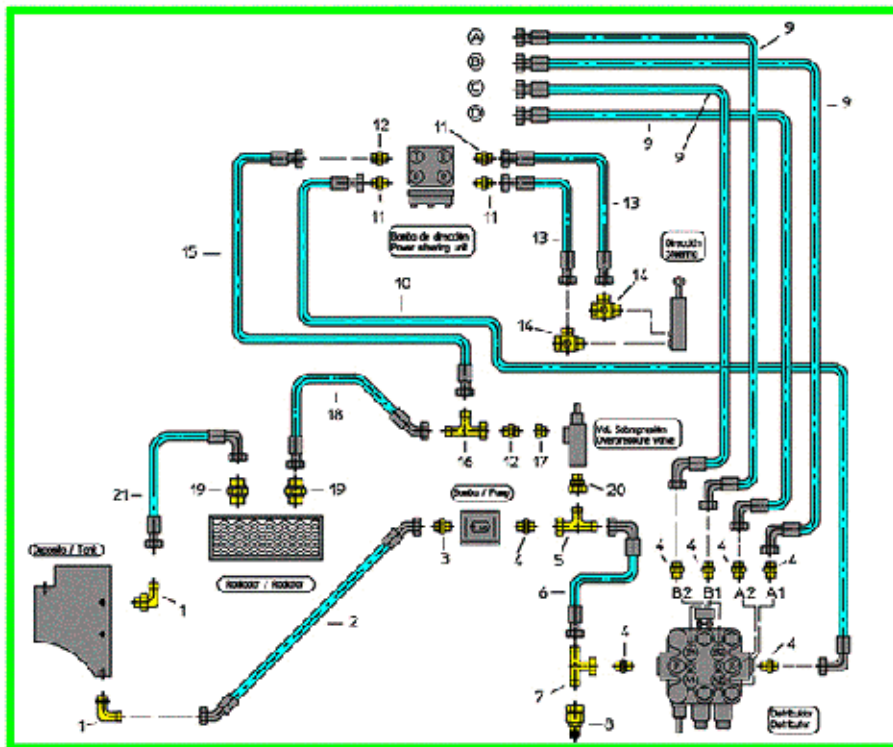
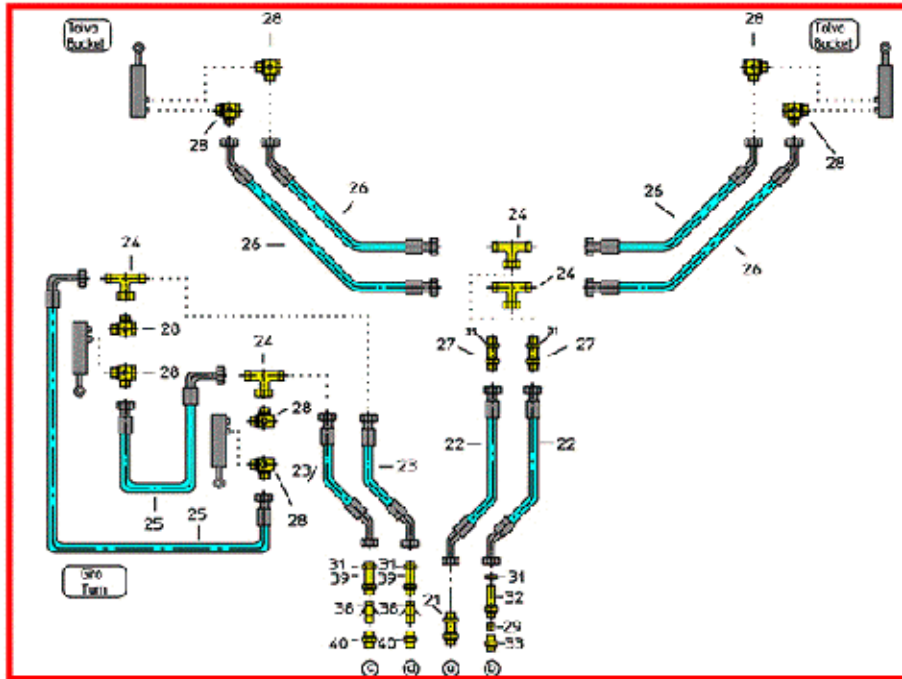


FIGURE	REFERENCE	DENOMINATION	AMOUNT
000A	70.10320.02	FUNCTION HYDRAULIC KIT	1
000B	70.10340.00	HYDROSTATIC TRANSMISSION PIPELINE KIT	1
001	70.10205.00	NIPPLE C90M/M 3/4GAS - 3/4GAS	1

002	70.10268.00	HYDRAULIC HOSE R1T3/4 930 C45 3/4-C45M3	1
003	70.10221.00	FITTING M/M M30x1/2BSP	1
004	70.10222.00	FITTING M/M M18x3/8BSP	7
005	70.10223.00	FITTING M/M/TL M18x1,5	1
006	70.10224.00	HYDRAULIC HOSE R2T3/8 TL-C90 M18X1,5	1
007	70.10225.00	NIPPLE FORT M/TL/M M18X1,5	1
008	70.10226.00	FITTING M/TL M16x2- M18x1,5	1
009	70.10227.00	HYDRAULIC HOSE R1T5/16 TL-C90 M18X1,5	4
010	70.10228.00	HYDRAULIC HOSE R2T3/8 TL-C90 M18X1,5	1
011	70.10229.00	FITTING	3
012	70.10230.00	FITTING	2
013	70.10231.00	HYDRAULIC HOSE R1T3/8 TL M18- TL M16	2
014	70.10232.00	FITTING C90M/M M16-1.5x1/4BSP	2
015	70.10267.01		1
016	70.10234.00	FITTING	1
018	08.00313.00	FITTING M/M 1/2 G-3/8 G	1
019	70.10285.00		1
020	70.10237.00	FITTING M/TL 3/8GAS - M18x1,5	1
021	70.10255.00	FITTING	1
024	70.10258.00	FITTING	4
025	70.10259.00	HYDRAULIC HOSE R1T1/4 TL-C90 M16X1,5	2
026	70.10260.00	HYDRAULIC HOSE R1T1/4 TL-C45 M16X1,5	4
027	70.10261.00	FITTING M/M M16-1.5	2
028	70.10232.00	FITTING C90M/M M16-1.5x1/4BSP	8
029	70.10245.00	"FEED CHECK VALVE DM 1/4""GAS"	1
030	70.10234.01		1
031	70.10263.00	NUT M18x1.5	5
032	70.10262.00	"NIPPLE M/H M18-1/4""GAS"	1
033	70.10238.00	NIPPLE M/M M18X1,5 - 1/4GAS	1
034	70.10270.00	"NIPPLE SIMPLE SCREW 3/4"" GAS"	1
035	08.00317.00	METALLIC GASKET BUNA D3/8	5
036	46.10825.00	FITTING	1
037	08.00316.00	METALLIC GASKET BUNA D1/2 G	1

10. HYDRAULIC INSTALLATION

SERVICE DIAGRAM

CHASSIS: 79314

FIGURE	REFERENCE	DENOMINATION	AMOUNT
038	64.10326.11		2
039	65.10830.00		2
040	48.10836.00	RACOR M/M MB 3/8 BSP - MM M18L	2

COMMENTS

MOD.4874

10. HYDRAULIC INSTALLATION TRANSMISSION

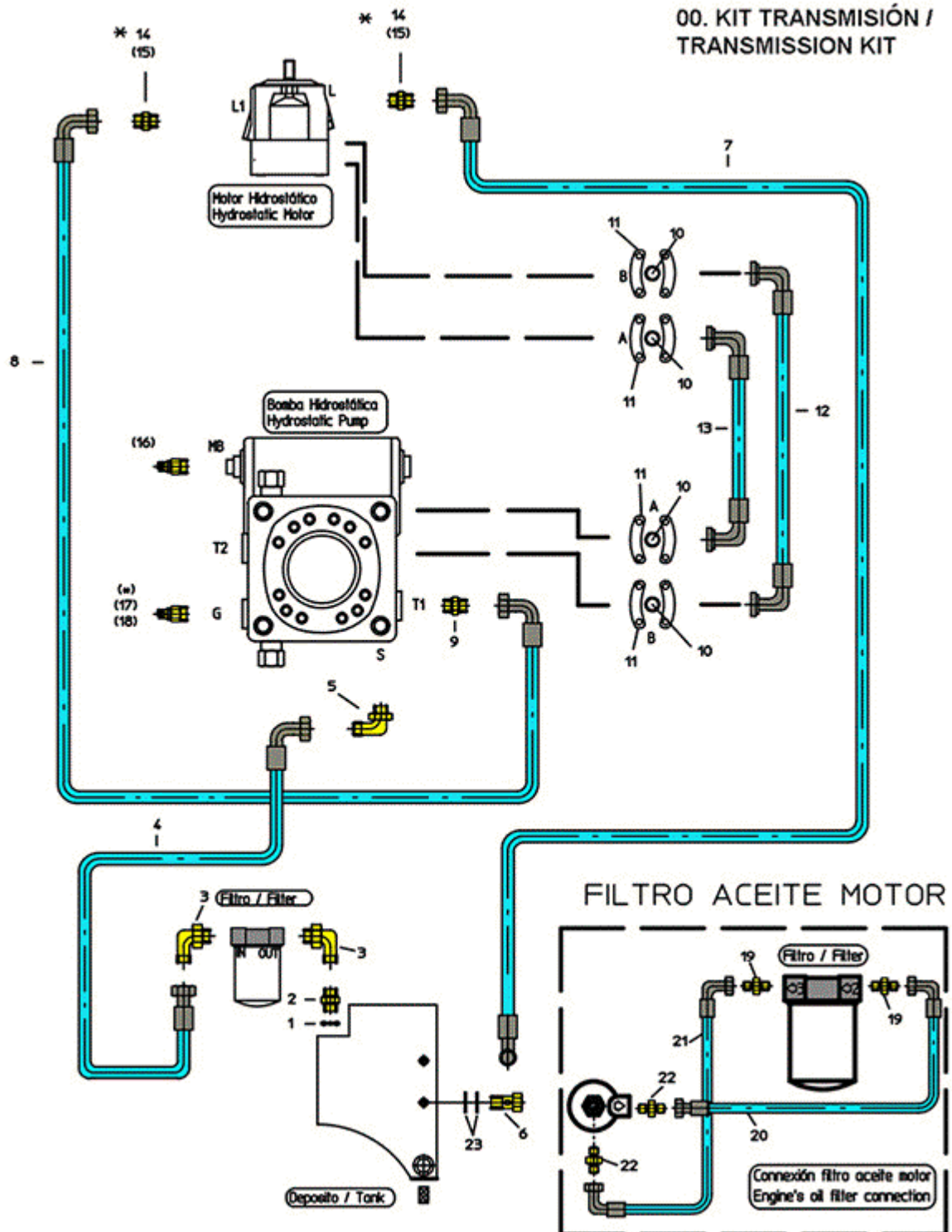


FIGURE	REFERENCE	DENOMINATION	AMOUNT
000	70.10340.00	HYDROSTATIC TRANSMISSION PIPELINE KIT	1
001	70.10200.00	METAL GASKET BUNA 1"	1
002	70.10201.00	"NIPPLE M/TL 1" GAS X 1" 1/4 GAS"	1
003	70.10202.00	FITTING C90M/M 11/4G - 11/4G	2

004	70.10264.00	HYDRAULIC HOSE R1T1 C90 15/16-11/4	1
005	70.10204.00	NIPPLE C90M/M M33X2 - 1`5/16G	1
006	70.10270.00	"NIPPLE SIMPLE SCREW 3/4"" GAS"	1
007	70.10265.00	HYDRAULIC HOSE R1T5/8 1200 C90M26-OR3/4	1
008	70.10209.00	HYDRAULIC HOSE R1T5/8640 C90-C90 M26X1,	1
009	70.10210.00	FITTING M/M M26xM22	1
010	70.10211.00	FITTING M/M M30-3/4GAS	4
011	70.10212.00	CLAMP SAE6000 3/4	4
012	70.10213.00	HYDRAULIC HOSE 371 C90-C90 950 3/4SAE60	1
013	70.10214.00	HYDRAULIC HOSE 371 C90-C90 1050 3/4SAE6	1
014	70.10273.00	RACOR M/M M18X1.5-M16X1.5	2
015	70.10216.00	"NIPPLE M/M M26X1.5-7/8""UNF"	2
016	70.10218.00	FITTING M/M M16x2-M12x1.5	2
017	70.10272.00	HYDRAULIC HOSE R1T3/8 970 C90-C90 M18X1	1
018	45.01423.00	GASKET	2
019	70.10229.00	FITTING	2
020	70.10271.00	HYDRAULIC HOSE R1T3/8 800 TL-C90 M18X1.	1
021	70.10340.00	HYDROSTATIC TRANSMISSION PIPESLINE KIT	1

10. HYDRAULIC INSTALLATION

HYDRAULIC TUBE RADIATOR




FIGURE	REFERENCE	DENOMINATION	AMOUNT
001	70.10269.00	HYDRAULIC HOSE R1T5/8 530 TL3/4-C90M26	1
002	70.10266.00	HYDRAULIC HOSE R1T5/8 1070 TL-C45 M26X1	1
003	70.10207.00	FITTING	2

11. ELECTRIC INSTALLATION

JOYSTICK



FIGURE	REFERENCE	DENOMINATION	AMOUNT
001	70.11316.00	JOYSTICK	1
003	10.14329.01	SWITCH OTTO F-N-R	1
006	70.11344.00	JOYSTICK LEVER BODY	1
007	12.11013.02	TOP COVER JOYSTICK	1
008	43.50349.00	DUST PROTECTOR	1
009	10.13154.02	AXIS CIL/ROS 180XD25XM10	1

010

701.10000.66

NUT DIN934 M10x1.5

1

11. ELECTRIC INSTALLATION

JOYSTICK
CHASSIS: 85726



FIGURE	REFERENCE	DENOMINATION	AMOUNT
001	70.11316.01	JOYSTICK	1
003	10.14329.01	SWITCH OTTO F-N-R	1
006	70.11344.00	JOYSTICK LEVER BODY	1
007	12.11013.02	TOP COVER JOYSTICK	1
008	43.50349.00	DUST PROTECTOR	1
009	10.13154.02	AXIS CIL/ROS 180XD25XM10	1
010	701.10000.66	NUT DIN934 M10x1.5	1

11. ELECTRIC INSTALLATION BEACONS & ACOUSTIC WARNING (OPTIONAL)

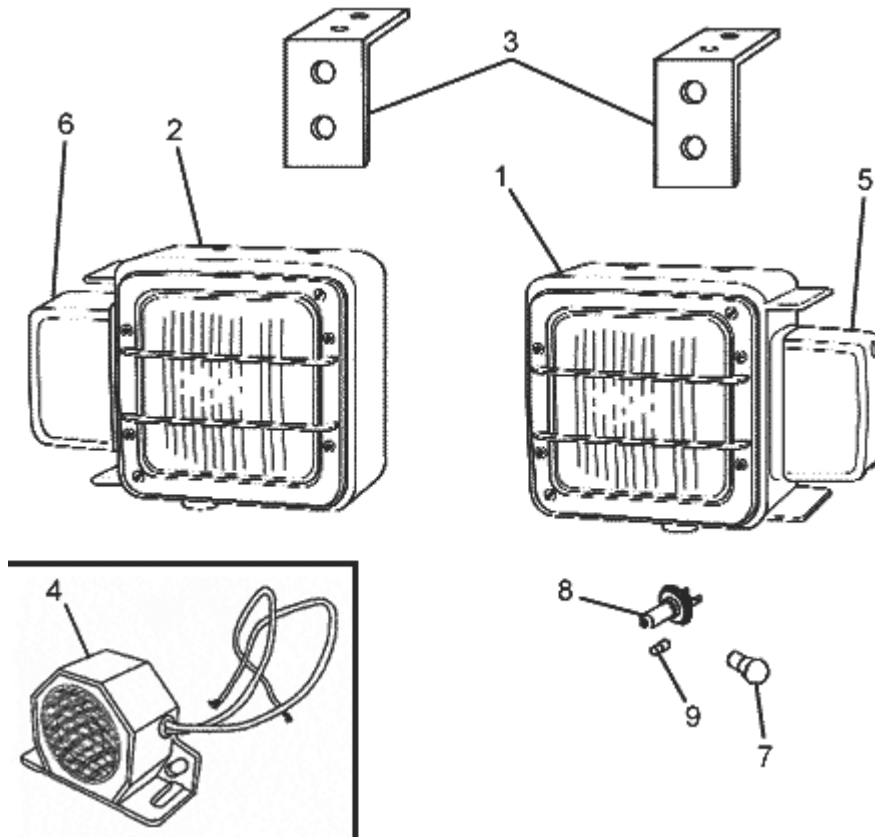


FIGURE	REFERENCE	DENOMINATION	AMOUNT
001	70.11320.00	LIGHTING PHARE	1
002	70.11321.00	LIGHTING PHARE	1
003	70.11101.00	SUPPORT	2
004	70.11326.00	REVERSE BREAK ACOUSTIC WARNING	1
005	70.11337.00	RIGHT INTERMITTENT	1
006	70.11338.00	LEFT INTERMITTENT	1
007	43.70336.00	BULB 12V 21W	2
008	43.70337.00	BULB 12V 60/55W	2
009	43.70335.00	BULB 12V 14W	2

11. ELECTRIC INSTALLATION LIGHTS OPTION

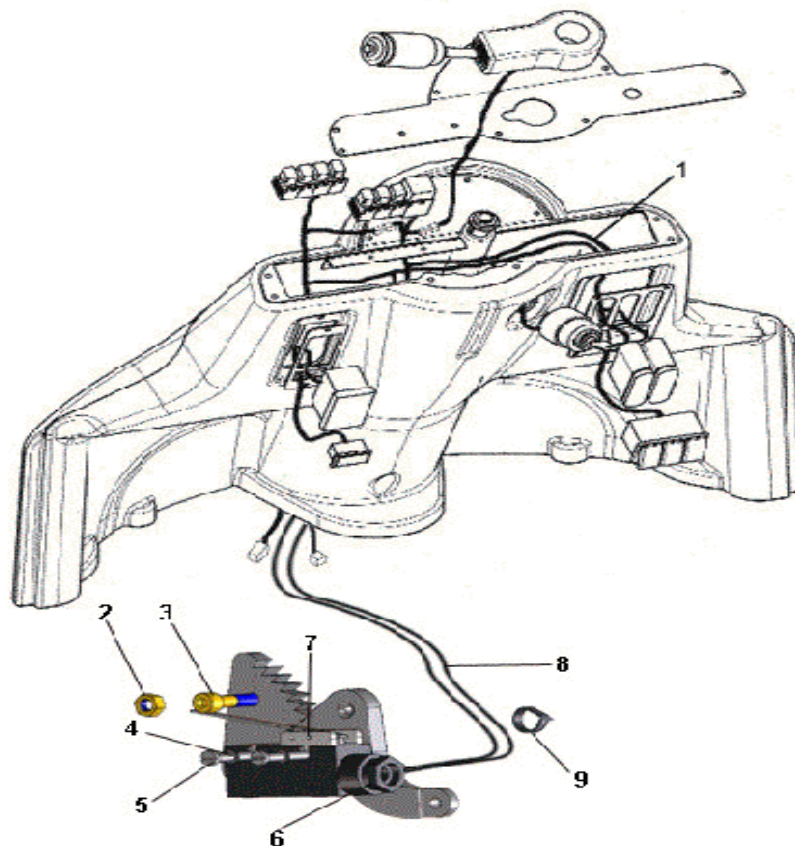


FIGURE	REFERENCE	DENOMINATION	AMOUNT
001	70.11315.00	WIRE HARNESS, LIGHTS PANEL	1
002	701.06000.66	NUT DIN934 M6X1	1
003	601.06035.86	SCREW DIN912	1
004	101.04000.66	WASHER DIN125 D4	2
005	615.04030.66	SCREW DIN84	2
006	60.00783.00	OMRON PROTECCION MICRO APB-PG	1
007	60.00782.00	SWITCH	1
008	70.11318.00	E/I LIGHTING	1
009	830.03006.00	CLAMP LOOP	1

11. ELECTRIC INSTALLATION LIGHTING PANEL

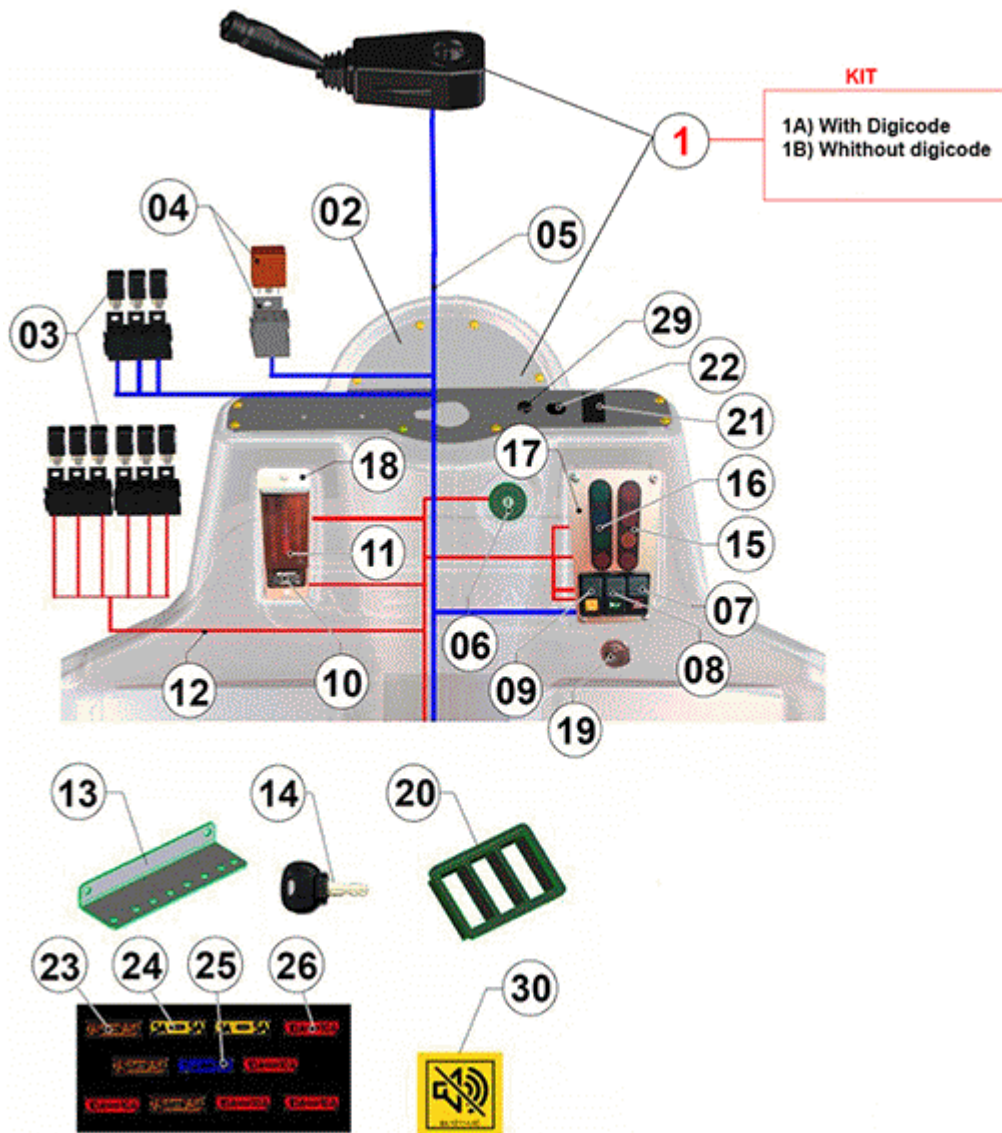


FIGURE	REFERENCE	DENOMINATION	AMOUNT
001A	70.11323RE01	KIT OF / LIGHTS AHG C / DIGICODE	1
001B	70.11323RE02	KIT C / LIGHTS AHA / G AP / G KB 3600	1
002	70.11010.01	SUPPORT	1
003	IM.20026.03	MICRO RELAY WITH DIODE	4
004	IM.20025.00	INTERMITTENCE BOX	1
005	70.11315.00	WIRE HARNESS, LIGHTS PANEL	2
006	IM.20024.00	SWITCH	1
007	IM.20037.00	SWITCH, WARNING	1
008	70.11328.00	horn switch	1
009	70.11327.00	SWITCH ROTARY FARO	1
010	IM.20040.00	HOURMETER	1
011	IM.20022.00	FUSE BOX	1

012	70.11301.00	I/E PANEL AMA	1
013	70.11325.00	SUPPORT, DASHPANEL RELAYS	1
014	IM.20032.00	KEY	1
015	70.11335.00	INDICATOR, BATTERY ALARM	1
016	70.11336.00	INDICATOR, LIGHTS ALARM	1
017	70.11012.00	SUPPORT	1
018	70.11011.00	SUPPORT, FUSES PLATE	1
019	12.11030.00	SOP. FIJACION INTERRUPTOR	1
020	70.11340.00	DIODES CONNECTOR	1
022	02.32022.00	CAP	1

11. ELECTRIC INSTALLATION

LIGHTING PANEL

CHASSIS: 71634

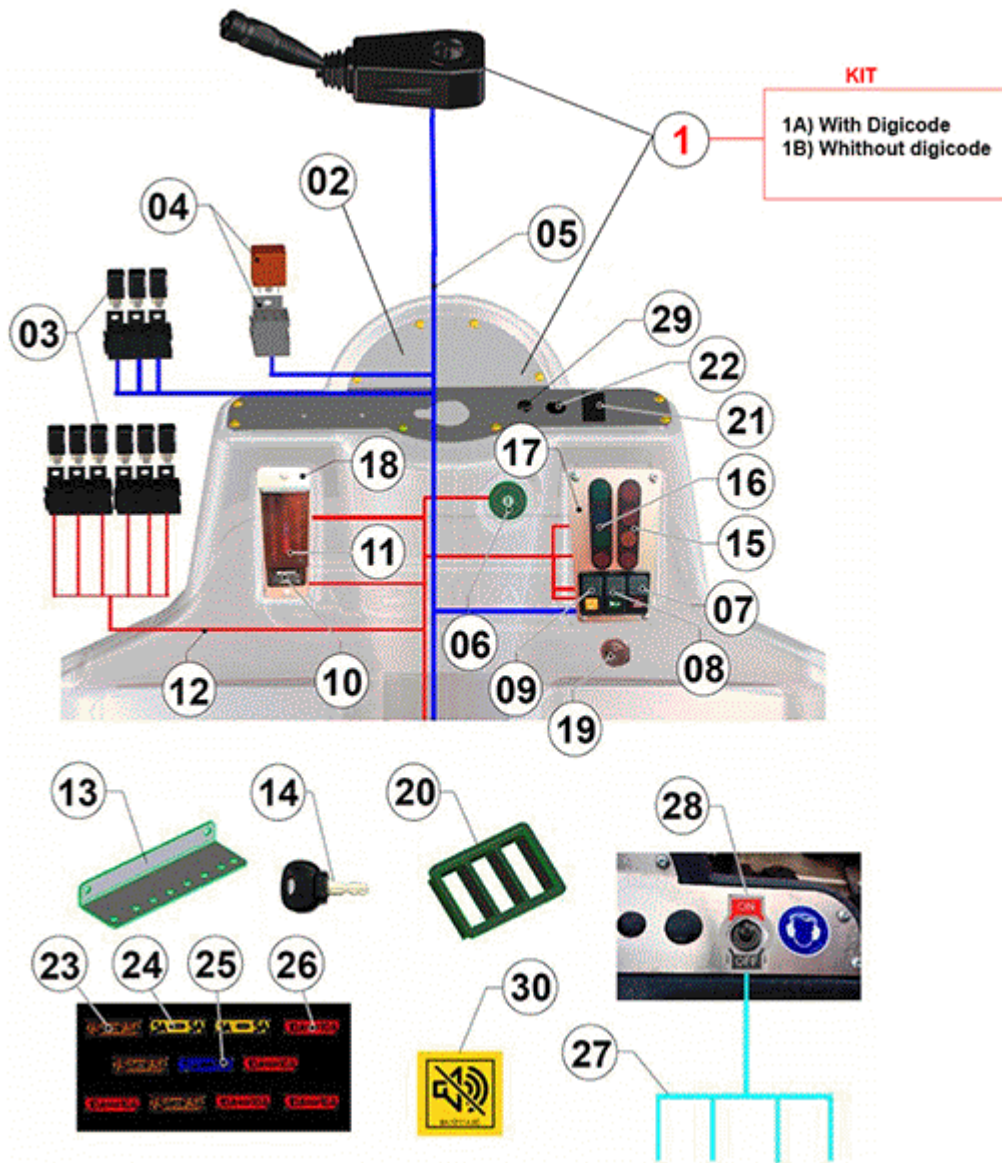


FIGURE	REFERENCE	DENOMINATION	AMOUNT
001A	70.11323RE01	KIT OF / LIGHTS AHG C / DIGICODE	1
001B	70.11323RE02	KIT C / LIGHTS AHA / G AP / G KB 3600	1
002	70.11010.01	SUPPORT	1
003	IM.20026.03	MICRO RELAY WITH DIODE	4
004	IM.20025.00	INTERMITTENCE BOX	1
005	70.11315.00	WIRE HARNESS, LIGHTS PANEL	2
006	IM.20024.00	SWITCH	1
007	IM.20037.00	SWITCH, WARNING	1
008	70.11328.00	horn switch	1
009	70.11327.00	SWITCH ROTARY FARO	1
010	IM.20040.00	HOURMETER	1

011	IM.20022.00	FUSE BOX	1
012	70.11301.00	I/E PANEL AMA	1
013	70.11325.00	SUPPORT, DASHPANEL RELAYS	1
014	IM.20032.00	KEY	1
015	70.11335.00	INDICATOR, BATTERY ALARM	1
016	70.11336.00	INDICATOR, LIGHTS ALARM	1
017	70.11012.00	SUPPORT	1
018	70.11011.00	SUPPORT, FUSES PLATE	1
019	12.11030.00	SOP. FIJACION INTERRUPTOR	1
020	70.11340.00	DIODES CONNECTOR	1
021	12.11024.00	SWITCH CAP	1
022	02.32022.00	CAP	1
023	43.50029.00	FUSIBLE 7.5A	1
024	43.50037.00	FUSE (5A)	2
025	43.50032.00	FUSE 15A	1
026	43.50030.00	FUSE 10A	1
027	64.11021.00	ELECTRIC WIRE	1
028	64.11020.00	SWITCH ON-OFF 1P IP67 10A	1
029	02.32016.00	CAP	1
030	64.12114.00	STIKER	1

COMMENTS

MOD.4230

11. ELECTRIC INSTALLATION

LIGHTING PANEL

CHASSIS: 77860

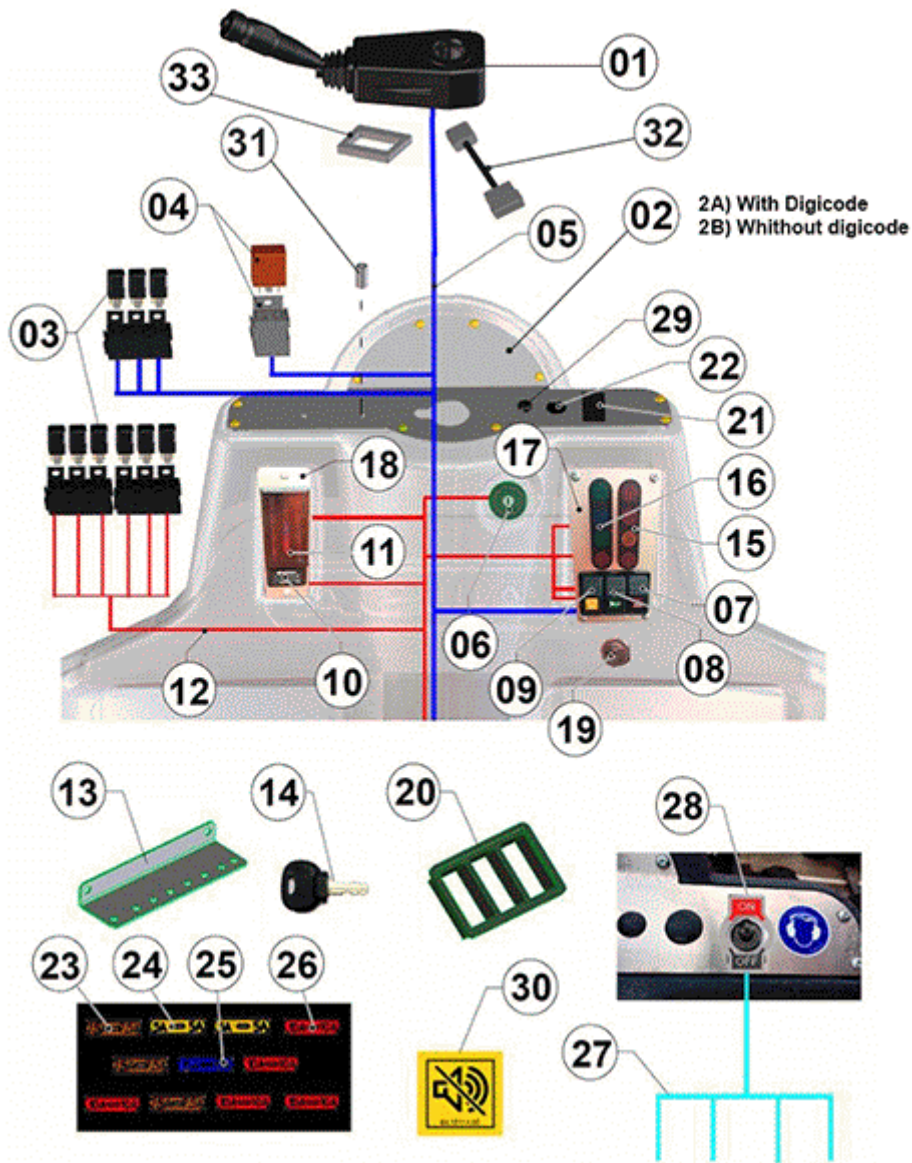


FIGURE	REFERENCE	DENOMINATION	AMOUNT
001	70.11323.01	LIGHTS LEVER SWITCH	1
002A	70.11015.01		1
002B	70.11010.03		1
003	IM.20026.03	MICRO RELAY WITH DIODE	4
004	IM.20025.00	INTERMITTENCE BOX	1
005	70.11315.00	WIRE HARNESS, LIGHTS PANEL	2
006	IM.20024.00	SWITCH	1
007	IM.20037.00	SWITCH, WARNING	1
008	70.11328.00	horn switch	1
009	70.11327.00	SWITCH ROTARY FARO	1
010	IM.20040.00	HOURMETER	1

011	IM.20022.00	FUSE BOX	1
012	70.11301.00	I/E PANEL AMA	1
013	70.11325.00	SUPPORT, DASHPANEL RELAYS	1
014	IM.20032.00	KEY	1
015	70.11335.00	INDICATOR, BATTERY ALARM	1
016	70.11336.00	INDICATOR, LIGHTS ALARM	1
017	70.11012.00	SUPPORT	1
018	70.11011.00	SUPPORT, FUSES PLATE	1
020	12.11030.00	SOP. FIJACION INTERRUPTOR	1
021	12.11024.00	SWITCH CAP	1
022	02.32022.00	CAP	1
023	43.50029.00	FUSIBLE 7.5A	1
024	43.50037.00	FUSE (5A)	2
025	43.50032.00	FUSE 15A	1
026	43.50030.00	FUSE 10A	1
027	64.11021.00	ELECTRIC WIRE	1
028	64.11020.00	SWITCH ON-OFF 1P IP67 10A	1
029	02.32016.00	CAP	1
030	64.12114.00	STIKER	1
031	70.11003.00	MAT. CIL. D15XD6X30	2
032	70.11343.00	SECTION I / E ADAPTER LEVER	1
033	70.11025.00	ADHESIVE FOAM SEALER	1

11. ELECTRIC INSTALLATION CONNECTION

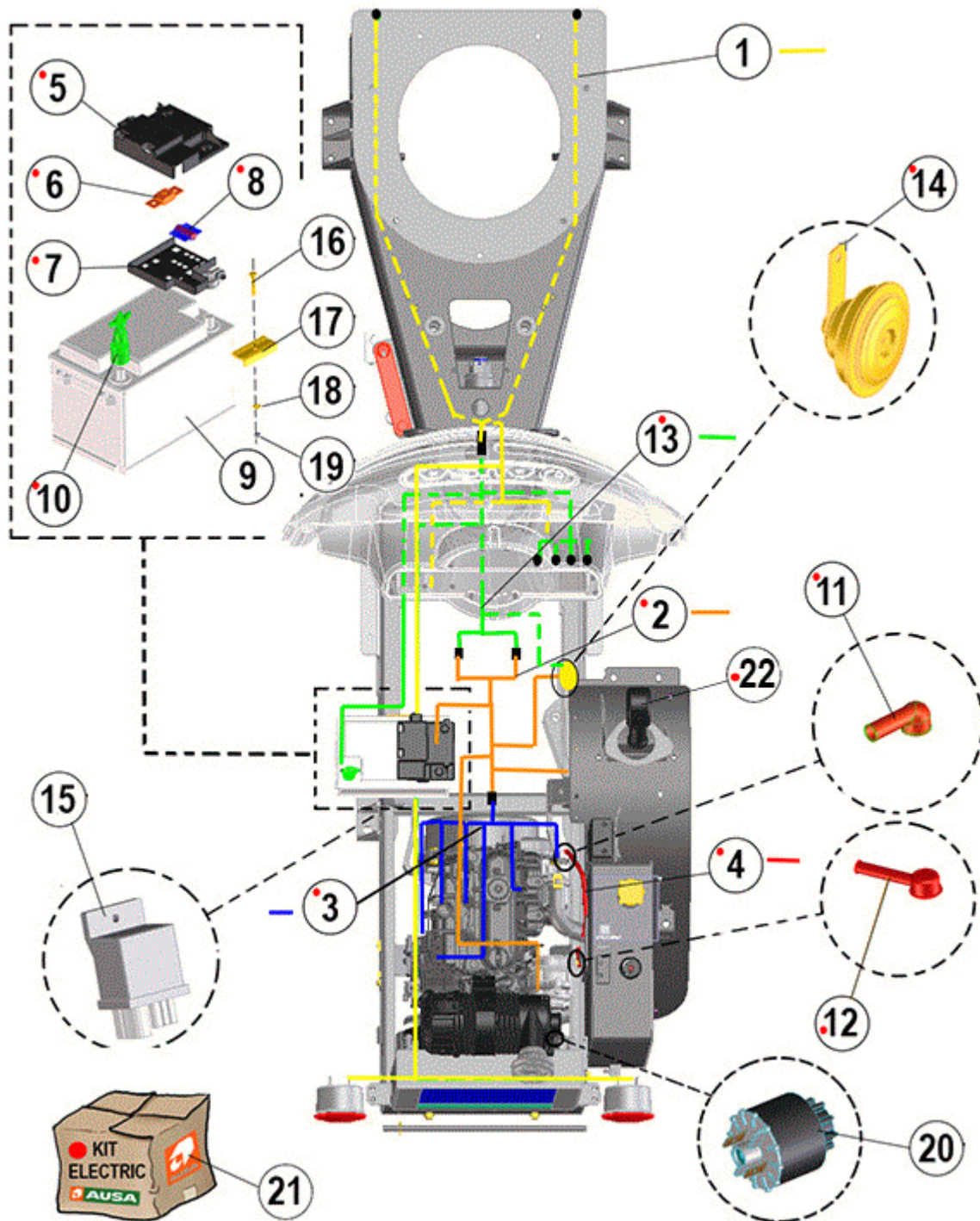


FIGURE	REFERENCE	DENOMINATION	AMOUNT
001	70.11315.00	WIRE HARNESS, LIGHTS PANEL	1
002	70.11312.00	ELECTRIC WIRING	1
003	70.11329.00	SECTION ELECTRIC MOTOR KUBOTA	1
004	70.11314.00	ALTERNATOR ELECTRIC CABLE	1
005	20.11014.00	BATTERY FUSEBOX COVER	1
006	20.11010.00	200A PROTECTION FUSE	1

007	20.11009.00	BATTERY FUSE BOX	1
008	20.11011.00	FUSE 50A PROTECTION	3
009	15.01411.00	BATTERY 12VX70AH	1
010	20.11007.00	DISCONNECTOR	1
011	01.00855.00	ACC. FORK	1
012	09.11001.00	PROTECTOR, DYNAMO CABLE	1
013	70.11301.00	I/E PANEL AMA	1
014	70.11309.00	HORN	1
015	10.14289.00	PRE HEATER RELAY	1
016	604.06030.86	SCREW DIN931	1
017	20.11101.00	FIXATION SUPPORT 2X10X70	1
018	105.06000.66	CIR-CLIP DIN7980	1
019	701.06000.66	NUT DIN934 M6X1	1
020	43.50119.00	AIR FILTER INDICATOR	1
021	70.11330.02	ELECTRIC KIT COMPLET	1
022	70.11316.00	JOYSTICK	1

11. ELECTRIC INSTALLATION

CONNECTION

CHASSIS: 44540

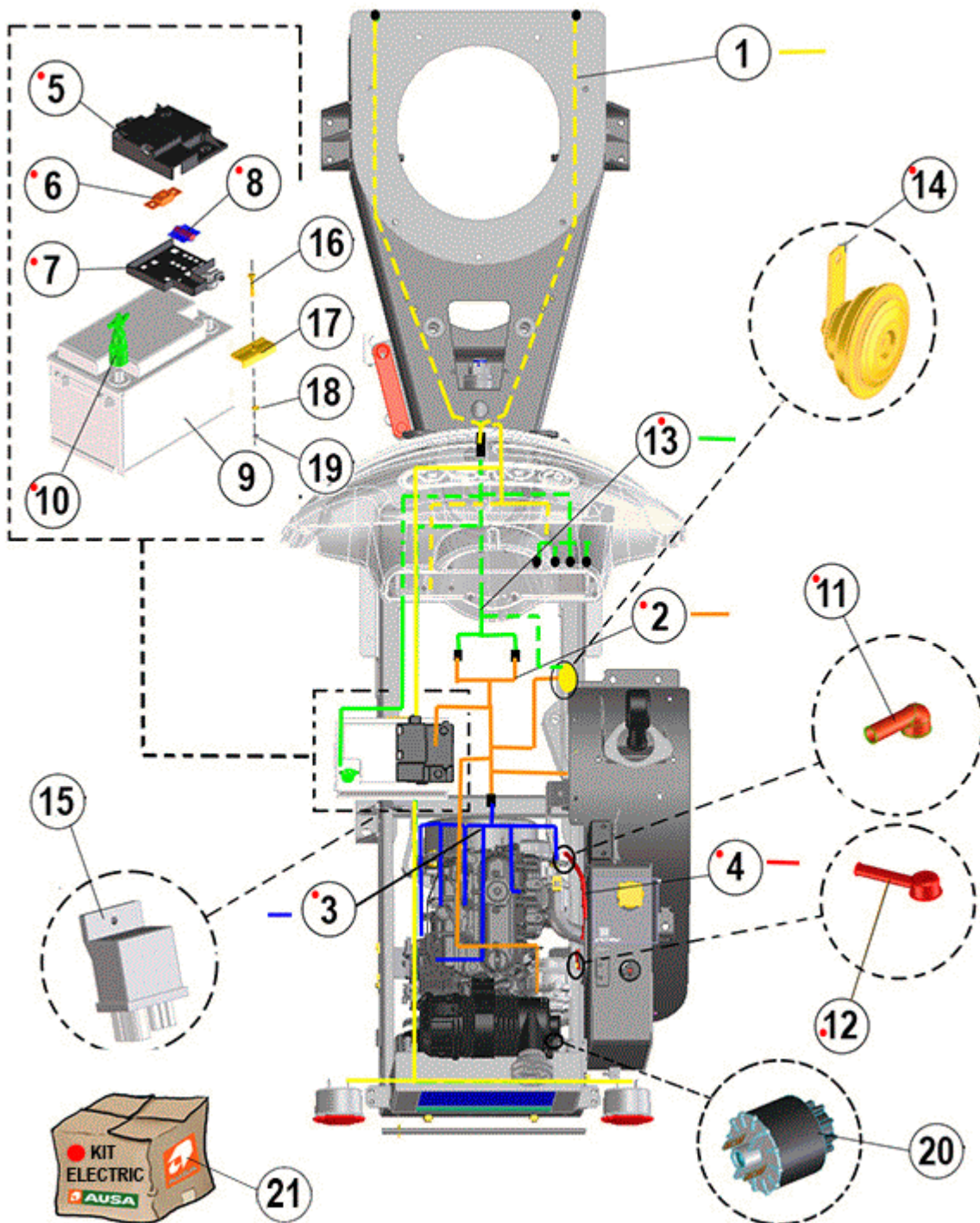


FIGURE	REFERENCE	DENOMINATION	AMOUNT
001	70.11315.00	WIRE HARNESS, LIGHTS PANEL	1
002	70.11312.01	SECTION I / E KUB	1
003	70.11329.00	SECTION ELECTRIC MOTOR KUBOTA	1
004	70.11314.00	ALTERNATOR ELECTRIC CABLE	1
005	20.11014.00	BATTERY FUSEBOX COVER	1

006	20.11010.00	200A PROTECTION FUSE	1
007	20.11009.00	BATTERY FUSE BOX	1
008	20.11011.00	FUSE 50A PROTECTION	3
009	15.01411.00	BATTERY 12VX70AH	1
010	20.11007.00	DISCONNECTOR	1
011	01.00855.00	ACC. FORK	1
012	09.11001.00	PROTECTOR, DYNAMO CABLE	1
013	70.11301.00	I/E PANEL AMA	1
014	70.11309.00	HORN	1
015	70.11334.00		1
016	604.06030.86	SCREW DIN931	1
017	20.11101.00	FIXATION SUPPORT 2X10X70	1
018	105.06000.66	CIR-CLIP DIN7980	1
019	701.06000.66	NUT DIN934 M6X1	1
020	43.50119.00	AIR FILTER INDICATOR	1
021	70.11330.02	ELECTRIC KIT COMPLET	1

COMMENTS

MOD.3215 Se segrega el joystick del kit electrico A partir de 707.44540 el 22-09-05 Se elimina el relé precalentamiento motor del kit electrico ya que este reléya viene con el motor. No hay control de bastidor (21-09-05)

11. ELECTRIC INSTALLATION ROTATING BEACON




FIGURE	REFERENCE	DENOMINATION	AMOUNT
001	01.00921.02	ROTATING LIGHT BRITAX	1
002	70.08106.01	PIN SUPPORT 170X150X2	1
003	70.11333.00	HEADLIGHT ROTARY ELECTRIC SECTION	1

004

70.11304.00

ELECTRIC WIRING ROTATING BEACON

1

12. FINISHES STANDARD STICKER (1)




FIGURE	REFERENCE	DENOMINATION	AMOUNT
001	70.12011.01	150 AHG INDICATOR 205X50	2
002	09.09902.01	PLATE AD. INDI	2
003	45.19101.00	PLATE AD. INDI	1
004	43.01356.00	PLATE AD. INDI	1
005	09.00769.00	PLATE AD. INDI	1
006	01.12102.00	AD. IND. PRESSURE 3 BAR /43 PSI	4
007	09.15720.00	PLATE AD. INDI	4
008	70.12018.00	ADHESIVE CONTROLS LEVER	1
009	01.00757.00	PLATE AD. INDI	1
010	43.01352.10	PLATE AD. INDI	1
011	43.01170.02	PLATE AD. INDI	1
012	60.22350.00	PLATE AD. INDI	1



013	70.12019.00	PLATE AD. INDI	1
014	70.12015.00	PLATE AD. INDI	1
015	09.12011.00	ADHESIVE	1

12. FINISHES

STANDARD STICKER (1)

CHASSIS: 80578

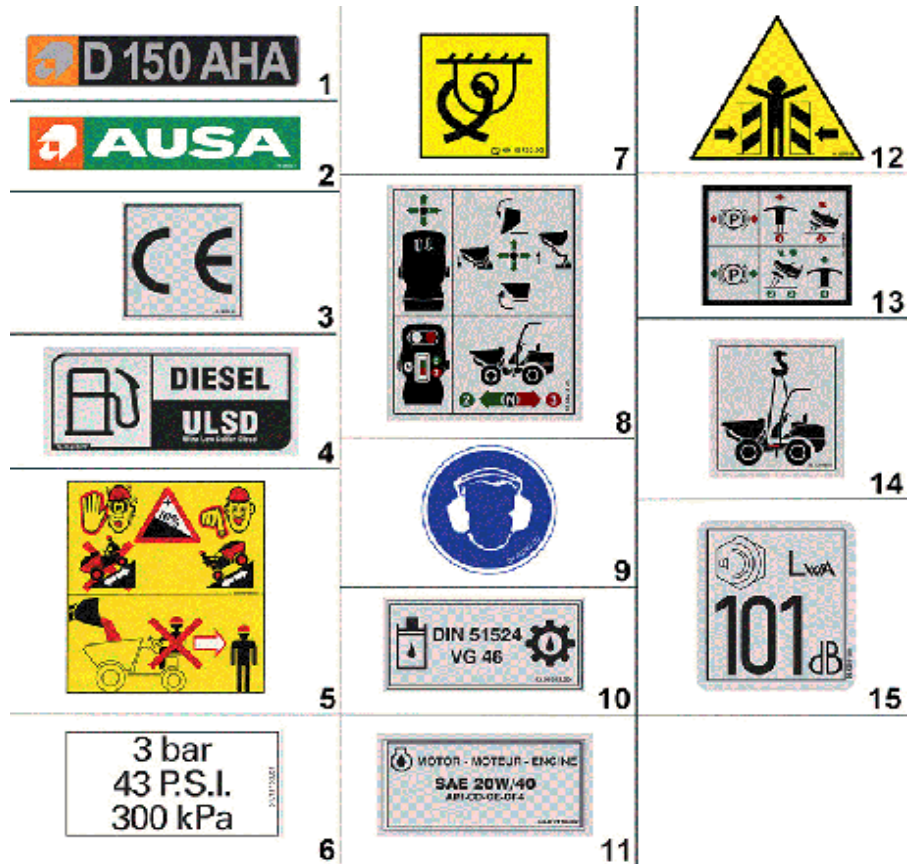


FIGURE	REFERENCE	DENOMINATION	AMOUNT
001	70.12011.01	150 AHG INDICATOR 205X50	2
002	09.09902.01	PLATE AD. INDI	2
003	45.19101.00	PLATE AD. INDI	1
004	43.01356.01	ADH. PLATE IND. DIESEL ULSD 90	1
005	09.00769.00	PLATE AD. INDI	1
006	01.12102.00	AD. IND. PRESSURE 3 BAR /43 PSI	4
007	09.15720.00	PLATE AD. INDI	4
008	70.12018.00	ADHESIVE CONTROLS LEVER	1
009	01.00757.00	PLATE AD. INDI	1
010	43.01352.10	PLATE AD. INDI	1
011	43.01170.02	PLATE AD. INDI	1
012	60.22350.00	PLATE AD. INDI	1
013	70.12019.00	PLATE AD. INDI	1
014	70.12015.00	PLATE AD. INDI	1
015	09.12011.00	ADHESIVE	1

12. FINISHES

STANDARD STICKER (1)

CHASSIS: 82543


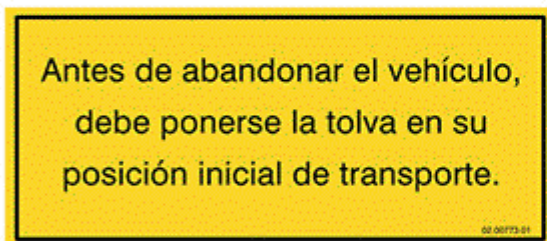


FIGURE	REFERENCE	DENOMINATION	AMOUNT
001	70.12011.01	150 AHG INDICATOR 205X50	2
002	09.09902.01	PLATE AD. INDI	2
003	45.19101.00	PLATE AD. INDI	1
004	43.01356.01	ADH. PLATE IND. DIESEL ULSD 90	1
005	09.00769.00	PLATE AD. INDI	1
006	01.12102.00	AD. IND. PRESSURE 3 BAR /43 PSI	4
007	09.15720.00	PLATE AD. INDI	4
008	70.12018.00	ADHESIVE CONTROLS LEVER	1
009	01.00757.00	PLATE AD. INDI	1
010	43.01352.10	PLATE AD. INDI	1
011	43.01170.02	PLATE AD. INDI	1
012	60.22350.00	PLATE AD. INDI	1
013	70.12019.00	PLATE AD. INDI	1
014	70.12015.00	PLATE AD. INDI	1
015	09.12011.00	ADHESIVE	1
016	70.12110.00	GREASING POINTS STICKER	1

12. FINISHES
STANDARD STICKER (2)



1



2



3



4



5



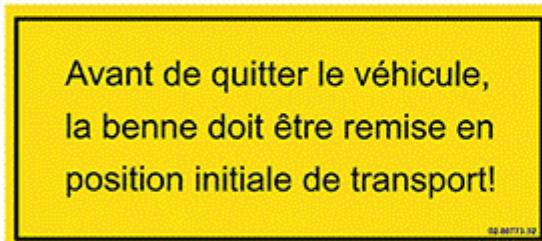
6

FIGURE	REFERENCE	DENOMINATION	AMOUNT
001	14.00775.01	PLATE AD. INDI	2
002	02.00773.01	PLATE AD. INDI	2
003	02.00774.00	PLATE AD. INDI	2
004	02.00766.01	ADH. PLATE IND. 40x80, SPANISH	1
005	01.00779.40	PLATE - CONTACT WITH AUSA	1
006	70.12021.00	PLATE AD. INDI	1

12. FINISHES STICKER FRANCE



1



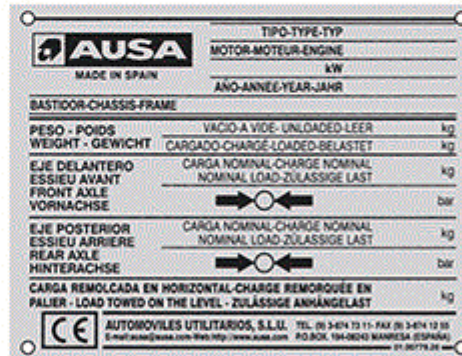
2



3



4



5




6

FIGURE	REFERENCE	DENOMINATION	AMOUNT
001	14.00775.02	PLATE AD. INDI	2
002	02.00773.02	PLATE AD. INDI	2
003	02.00778.00	PLATE AD. INDI	2
004	02.00766.02	ADHESIVE 40X80 FRENCH	1
005	01.00779.41	PLATE - CONTACT WITH AUSA	1
006	70.12021.00	PLATE AD. INDI	1

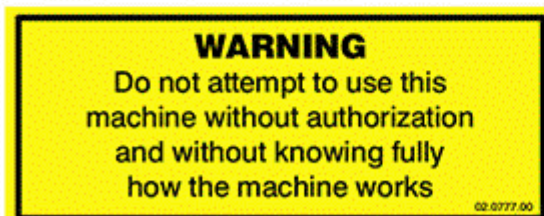
12. FINISHES STICKER ENGLAND



1



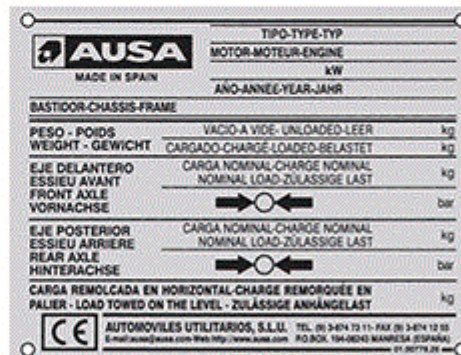
2



3



4



5



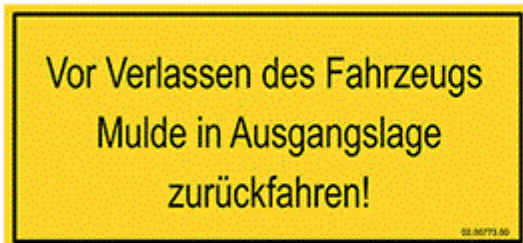
6

FIGURE	REFERENCE	DENOMINATION	AMOUNT
001	14.00775.03	PLATE AD. INDI	2
002	02.00773.03	PLATE AD. INDI. 80x180 ENG	2
003	02.00777.00	PLATE AD. INDI	2
004	02.00766.00	INDICATIVE STICKER 40x80 USA DO NOT TOUCH	1
005	70.12021.00	PLATE AD. INDI	1
006	01.00779.41	PLATE - CONTACT WITH AUSA	1

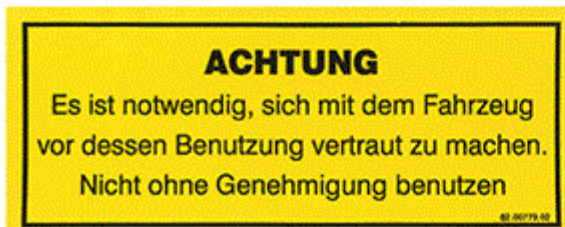
12. FINISHES GERMAN STICKERS



1



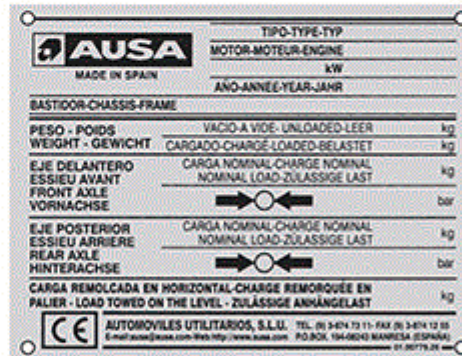
2



3



4



5



6

FIGURE	REFERENCE	DENOMINATION	AMOUNT
001	14.00775.00	PLATE AD. INDI	2
002	02.00773.00	PLATE AD. INDI ALEMAN	2
003	02.00779.02	PLATE AD. INDI	2
004	02.00766.03	ADHESIVE 40X80 GERMAN	1
005	01.00779.41	PLATE - CONTACT WITH AUSA	1
006	70.12021.00	PLATE AD. INDI	1

12. FINISHES

STICKER KILOTOU FRANCE



FIGURE	REFERENCE	DENOMINATION	AMOUNT
001	65.12102.00	STICKER ARCH FOLDED POSITION	1
002	70.12120.00	STICKER LIFT POINT	4
003	65.12104.00	STICKER ENGINE SHUTDOWN	1
004	65.12103.00	STICKER DISCONNECT	1
005	71.12000.00	STICKER 1500KG MAX	1
006	46.11720.00	STICKER 25KM/H	1
007	09.15720.00	PLATE AD. INDI	1

13. ACCESSORIES

STARTING PANEL




FIGURE	REFERENCE	DENOMINATION	AMOUNT
001	70.11320.00	LIGHTING PHARE	1
002	70.11321.00	LIGHTING PHARE	1
003	70.11101.00	SUPPORT	2
004	603.08030.86	SCREW DIN933 M8X30	8
005	10.08051.00	WASHER	8
006	720.08000.66	NUT DIN985 M8 AUTOLOCKING	8
007	70.11318.00	E/I LIGHTING	1

13. ACCESSORIES

FLUID RESERVOIR FREIN




FIGURE	REFERENCE	DENOMINATION	AMOUNT
001	10.14211.00	POSITION-INTERMITTENCE-BRAKING WORKING LIGHTS	2
002	31.10331.00	BRAKE LAMP	2
003	31.10329.00	FLASHING LIGHTS LAMP	2
004	70.11319.00	E/I LIGHTING	1

13. ACCESSORIES

ENGINE COVER 2

CHASSIS: 82271

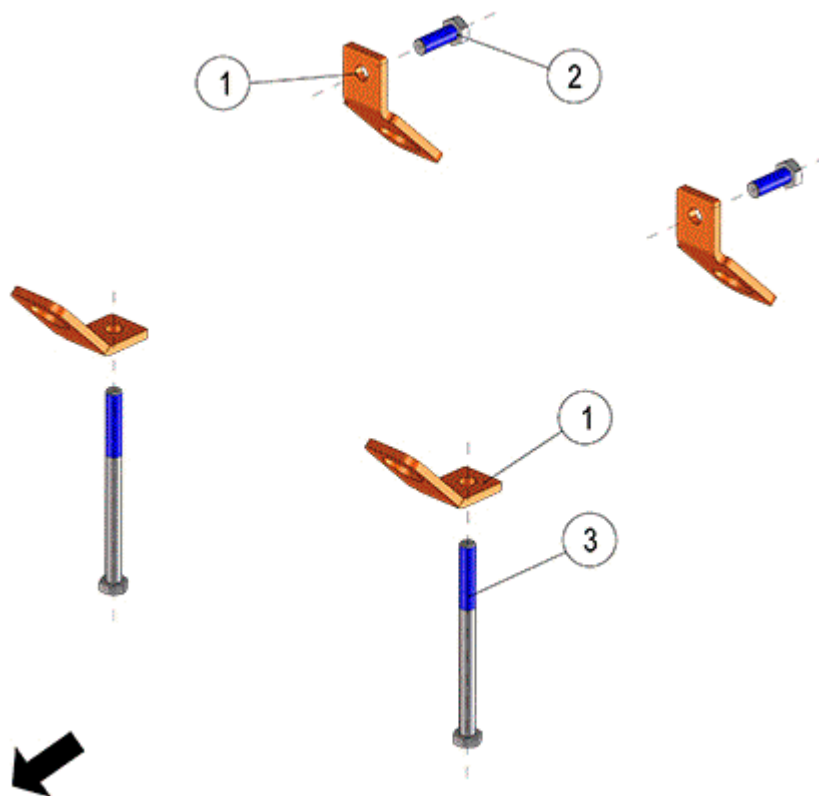


FIGURE	REFERENCE	DENOMINATION	AMOUNT
001	70.04451.00	FIXING SUPPORT	4
002	603.14040.86	SCREW DIN933 M14x40	2
003	603.14180.86	SCREW	2

14. OPTION

DRIVER SEAT

CHASSIS: 83437



FIGURE	REFERENCE	DENOMINATION	AMOUNT
001	43.00790.04	DRIVER SEAT	1
002	13.08356.00	ORANGE SEAT BELT	1

INDEX

00. MAINTENANCE

Filters kit 2

02. ENGINE

MOTOR 3

MOTOR - 61317 4

MOTOR - 80578 5

Pump coupling 6

EXHAUST PIPE 7

EXHAUST PIPE - 54768 8

AIR FILTER 9

AIR FILTER - 45844 10

AIR FILTER - 69253 11

AIR FILTER - 72912 12

Accelerator pedal 13

radiator 14

radiator - 42157 15

Fuel tank 16

Fuel tank - 72629 17

SUPPORTS 18

SUPPORTS - 49322 19

SUPPORTS - 49610 20

SUPPORTS - 59716 21

03. TRANSMISSION

GEARBOX 22

GEARBOX (INTERNAL) 23

GEARBOX (INTERNAL) - 51715 25

GEARBOX (INTERNAL) - 81727 27

Hydrostatic transmission 29

UNIVERSAL JOINT 30

Transmission (Front axle)

Front axle 31

Front axle - 43540 32

Front axle - 44169 33

Differential 34

Differential - 67456 36

Brake (Part 1) 38

Wheel hub (Part 1)	39
Wheel hub (Part 2)	40
Wheel hub (Part 2) - 44169	41

Transmission (Rear axle)

Rear axle	42
Rear axle - 48215	43
Differential	44
Differential - 67456	46
Differential - 70801	48
Wheel hub (Part 1)	50
Wheel hub (Part 2)	51
Wheel hub (Part 2) - 44169	52

04. CHASSIS

Chassis	53
Chassis - 45235	54
Chassis - 58100	55
Chassis - 84612	56
Surely antiturn	57

FOOT BRAKE AND HANDBRAKE

Footbrake and handbrake - 2005	58
Footbrake and handbrake - 53127	60
Footbrake and handbrake - 72067	61

06. STEERING

Drive Pinion	62
Drive Pinion - 63368	63
Drive Pinion - 79164	64
Steering cylinder mounting	65
Steering cylinder mounting - 47838	66
Steering cylinder mounting - 52508	67
Steering cylinder mounting - 84612	68

07. WHEELS

WHEELS	69
WHEELS - 75282	70

08. BODYWORK

Sheets	71
--------	----

Sheets - 59716	72
Sheets - 72629	73
LIGHTING EQUIPMENT (PART 2)	74
LIGHTING EQUIPMENT (PART 2) - 42732	75
LIGHTING EQUIPMENT (PART 2) - 46940	76
LIGHTING EQUIPMENT (PART 2) - 61078	77
LIGHTING EQUIPMENT (PART 2) - 83436	78
Engine cover	79
Counterweight	80
Seat	81

09. MACHINE FUNCTIONS IMPLEMENTS

System turn	82
-------------	----

10. HYDRAULIC INSTALLATION

Hydraulic tank	84
Distributor	85
Service diagram	86
Service diagram - 53615	88
Service diagram - 58194	89
Service diagram - 79314	90
Transmission	92
hydraulic tube radiator	93

11. ELECTRIC INSTALLATION

JOYSTICK	94
JOYSTICK - 85726	95
Beacons & acoustic warning (optional)	96
Lights option	97
Lighting Panel	98
Lighting Panel - 71634	99
Lighting Panel - 77860	100
Connection	101
Connection - 44540	102
Rotating Beacon	103

12. FINISHES

STANDARD STICKER (1)	104
STANDARD STICKER (1) - 80578	105
STANDARD STICKER (1) - 82543	106
STANDARD STICKER (2)	107

STICKER FRANCE	108
STICKER ENGLAND	109
GERMAN STICKERS	110
STICKER KILOTOU FRANCE	111

13. ACCESSORIES

Starting Panel	112
Fluid reservoir frein	113
Engine cover 2 - 82271	114

14. OPTION

DRIVER SEAT - 83437	115
---------------------	-----